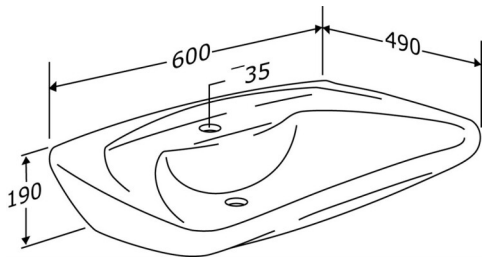




PRESSALIT®

Product Item number	MATRIX CURVE ergonomic wash basin without overflow R2051000
Colour	VVS:636859000 NRF:6132512 EAN:5708590207964 HMI: 42542 NBS:N13:30,335 White
Product description	 <p>MATRIX is a series of wash basins, most of them are designed by Pressalit. MATRIX SMALL and CURVE wash basins fit onto PLUS, SELECT and VALUE wash basin brackets, whereas MATRIX MEDIUM, ANGLE, ANGLE DEEP and SQUARE are tailor made to fit specific brackets.</p> <p>MATRIX CURVE ergonomic wash basin, 600 x 490 x 190 mm, with tap hole Ø36 mm without overflow. Supplied with drain fitting. The concave front edge stabilises standing as well as seated users. The rounded edges are also comfortable to hold and rest against. The flat bottom leaves room for the legs underneath. Material: Ceramic. Suitable for wash basin brackets from the Pressalit PLUS, SELECT and VALUE ranges.</p>
Product capacity	200 kg.
Materials Ergonomy	Ceramic <p>The concave front edge stabilises a standing as well as a seated user. The rounded shapes are nice to grip and lean against. The design of the corners leaves space and supports the elbows in the basin and the flat bottom leaves space for the legs of a seated user.</p>
Warranty Cleaning	<p>Pressalit makes a commitment to remedy material and manufacturing defects for a period of five years from the invoicing date.</p> <p>The product is to be cleaned with hot water or a mild soapy cleaning agent. Do not use corrosive cleaners. For surface disinfection, chlorine based agents can be used if diluted according to specifications.</p>




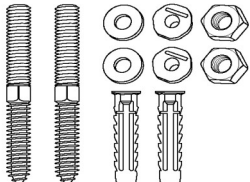

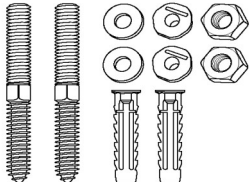

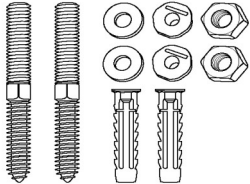

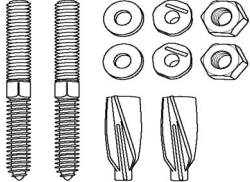

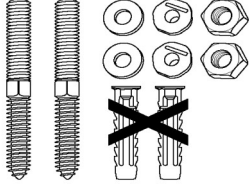
PRESSALIT®

Product	MATRIX CURVE ergonomic wash basin without overflow
Item number	R2051000
Declaration of conformity	Declaration of Performance Compliance criteria according to EN 14688:2015. 4.1 Load resistance: Passed. 4.6 Cleanability: Passed. 4.7 Protection against overflowing: CL 00. Durability: Passed









Product	MATRIX CURVE ergonomic wash basin without overflow
Item number	R2051000

Installation in different wall types

	<p>Concrete >B25</p> <p>V8602 - Mounting kit, 2 coach screws Ø10 x 100 - plugs SX12. To be ordered separately</p>	
	<p>Solid Brick >= Mz12</p> <p>V8602 - Mounting kit, 2 coach screws Ø10 x 100 - plugs SX12. To be ordered separately</p>	
	<p>Solid Sand Lime Brick >= Hlz12</p> <p>V8602 - Mounting kit, 2 coach screws Ø10 x 100 - plugs SX12. To be ordered separately</p>	
	<p>Aerated Concrete P4</p> <p>V8652 - Mounting kit, 2 coach screws Ø10 x 100 - plugs GB14. To be ordered separately.</p>	
	<p>Drywall (2 x 12,5 mm) water-resistant, re-enforced with wood</p> <p>V8602 - Mounting kit, 2 countersunk screws Ø10 x 80, plugs SX12. NB! Plugs are not needed. To be ordered separately.</p>	



PRESSALIT®

Product Item number	MATRIX CURVE ergonomic wash basin without overflow R2051000	
	Drywall (2 x 12,5 mm) water-resistant, re-enforced with 22 mm plywood Mounting in this wall type is not recommended - risk of fatal injury to persons and walls.	
	Drywall (2 x 12,5 mm) water-resistant, re-enforced with steel plates (2 mm) Mounting in this wall type is not recommended - risk of fatal injury to persons and walls.	
	Drywall (2 x 12,5 mm) water-resistant Mounting in this wall type is not recommended - risk of fatal injury to persons and walls.	

It is the responsibility of the installer to ensure that suitable wall fasteners are used.

pressalit.com

PRESSALIT®