



PRESSALIT®

Product Item number	MATRIX CURVE ergonomic sink with overflow R2050000
Color	VVS:636859100 NRF:6191675 EAN:5708590207957 HMI: 42540 NBS:N13:30,335 White
Product description	<p>MATRIX is a series of sinks, most of them are designed by Pressalit. MATRIX SMALL and CURVE sinks fit onto PLUS, SELECT and VALUE sink brackets, whereas MATRIX MEDIUM and ANGLE are tailor made to fit specific brackets.</p> <p>MATRIX CURVE ergonomic sink, 23.6" x 19.3" x 7.5", with tap hole diameter 1.4", with overflow. Supplied with drain fitting. The concave front edge stabilises standing as well as seated users. The rounded edges are also comfortable to hold and rest against. The flat bottom leaves room for the legs underneath. Material: Ceramic. Suitable for sink brackets from the Pressalit PLUS, SELECT and VALUE ranges.</p>
Product capacity	440 lbs.
Materials Ergonomy	Ceramic The concaved front edge stabilizes a standing as well as a seated user. The rounded shapes are nice to grip and lean against. The design of the corners leaves space and supports the elbows in the sink and the flat bottom leaves space for the legs of a seated user.
Warranty	Pressalit makes a commitment to remedy material and manufacturing defects for a period of five years from the invoicing date.



PRESSALIT®


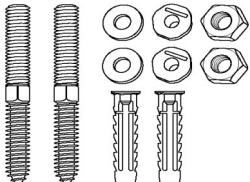

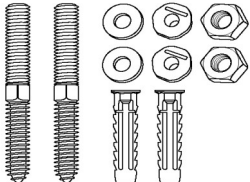

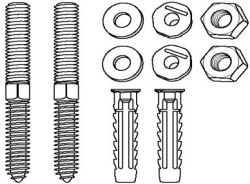

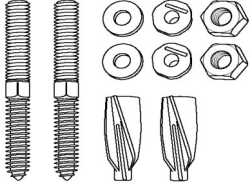

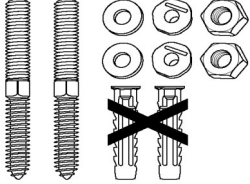
Product	MATRIX CURVE ergonomic sink with overflow
Item number	R2050000
Cleaning	<p>For cleaning the wash basin, use hot water and a mild soapy cleaning agent. Make sure that the product is wiped down with a soft rag wrung out in clear water immediately after cleaning.</p> <p>For disinfecting the wash basin, the following agents can be used:</p> <p>Sodium hydroxide 5%</p> <p>Acetic acid solution 10%</p> <p>Ethanol solution 70%</p> <p>Sodium hypochlorite 5%, active chlorine</p> <p>Sodium chloride 170g/l, diluted to 50%.</p> <p>Make sure that the product is wiped down with a soft rag wrung out in clear water immediately after disinfection.</p> <p>NB! Do not use abrasive cleaning agents, as this will cause damage to the surface of the wash basin.</p>









PRESSALIT®

Product	MATRIX CURVE ergonomic sink with overflow
Item number	R2050000

Mounting in different wall types

	Concrete >B25 V8602 - Mounting kit, 2 lag bolts Ø10 x 100 - plugs SX12. To be ordered separately	
	Solid Brick >= Mz12 V8602 - Mounting kit, 2 lag bolts Ø10 x 100 - plugs SX12. To be ordered separately	
	Solid Sand Lime Brick >= Hlz12 V8602 - Mounting kit, 2 lag bolts Ø10 x 100 - plugs SX12. To be ordered separately	
	Aerated Concrete P4 V8652 - Mounting kit, 2 lag bolts Ø10 x 100 - plugs GB14. To be ordered separately.	
	Drywall (2 x 12,5 mm) water-resistant, re-enforced with wood V8602 - Mounting kit, 2 countersunk bolts Ø10 x 80, plugs SX12. NB! Plugs are not needed. To be ordered separately.	



Product Item number	MATRIX CURVE ergonomic sink with overflow R2050000
	Drywall (2 x 12,5 mm) water-resistant, re-enforced with 22 mm plywood Mounting in this wall type is not recommended - risk of fatal injury to persons and walls. 
	Drywall (2 x 12,5 mm) water-resistant, re-enforced with steel plates (.08 inch) Mounting in this wall type is not recommended - risk of fatal injury to persons and walls. 
	Drywall (2 x 12,5 mm) water-resistant Mounting in this wall type is not recommended - risk of fatal injury to persons and walls. 

It is the responsibility of the installer to ensure that suitable wall fasteners are used.