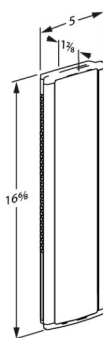




Product Item number	PLUS wall track, 15.7", left-grooved, for vertical mounting R9873112
Color	<p>VVS:615843134 NRF:7501072 EAN:5708590369280 HMI: 124111</p> <p>Anthracite gray</p> 
Product description	<p>Below a selection of products for fitting to the wall track.</p> <p>PLUS wall track, 15.7", left-grooved, for vertical mounting. For height adjustable, left-hand operated support arms. The cover plate hides bolts and wires and facilitates cleaning. Materials: Aluminium and polystyrene. Excl. fixing kit.</p>
Adjustability	Fixed mounting
Materials	The wall track is primarily made of 10-micrometer anodized aluminium. The cover plate is made of polystyrene and the ends of the track are capped with ABS polymer.
Ergonomy	The vertical track enables height adjustment of the different products. If combined with the horizontal track, the available space in the bathroom can be utilized optimally. In environments with multiple users, the vertical track makes it possible to adjust the different products to individual user heights.
Features	The front cover plate conceals mounting bolts and any cables.
Warranty	Pressalit makes a commitment to remedy material and manufacturing defects for a period of five years from the invoicing date.



PRESSALIT®


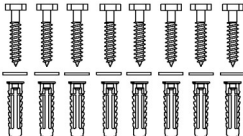

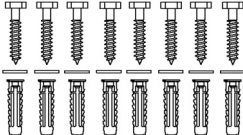

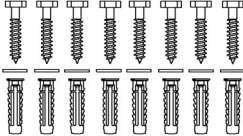

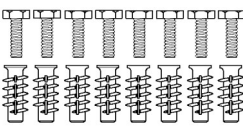

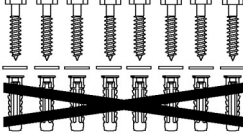
Product Item number	PLUS wall track, 15.7", left-grooved, for vertical mounting R9873112
Cleaning	<p>This product should be cleaned with hot water or a mild cleaning solution. Do not use chlorine based, corrosive or abrasive cleaners as it may result in the surface being damaged.</p> <p>The following cleaning agents have been tested by Pressalit and may be used, as long as they are diluted according to the instructions on the container.</p> <p>DISINFECTANTS: CaviCide</p> <p>The product must be wiped down with a soft rag wrung out in clear water immediately after cleaning, as some materials may otherwise be discolored and stained, and the surface coating may deteriorate.</p> <p>DECALCIFICATION OF ALUMINUM PARTS: Pressalit recommends that water deposits (Calcium, lime etc.) be removed from wall tracks and other aluminum parts using a solution of three parts of 30% acetic acid to seven parts tap water. When the aluminum parts have been washed down with this solution, the parts should be wiped over with a damp cloth wrung out in plain water.</p>



PRESSALIT®


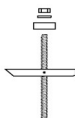


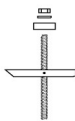



Product	PLUS wall track, 15.7", left-grooved, for vertical mounting
Item number	R9873112

Mounting in different wall types

	<p>Concrete >B25</p> <p>V8610 - Mounting kit, 8 lag bolts Ø8 x 70, plugs SX10. To be ordered separately.</p>	
	<p>Solid Brick >= Mz12</p> <p>V8610 - Mounting kit, 8 lag bolts Ø8 x 70, plugs SX10. To be ordered separately.</p>	
	<p>Solid Sand Lime Brick >= Hlz12</p> <p>V8610 - Mounting kit, 8 lag bolts Ø8 x 70, plugs SX10. To be ordered separately.</p>	
	<p>Aerated Concrete P4</p> <p>V8660 - Mounting kit, 8 countersunk bolts M8 x 35, plugs FTP M 8. To be ordered separately.</p>	
	<p>Drywall (2 x 12,5 mm) water-resistant, re-enforced with wood</p> <p>V8610 - Mounting kit, 8 lag bolts Ø8 x 70, plugs SX10. NB! Plugs are not needed. To be ordered separately.</p>	



PRESSALIT®

Product Item number	PLUS wall track, 15.7", left-grooved, for vertical mounting R9873112		
	Drywall (2 x 12,5 mm) water-resistant, re-enforced with 22 mm plywood Wall fasteners (8 pcs) must be bought separately, for drywall it is possible to use e.g. SnapTight or WingIt anchors or similar.		
	Drywall (2 x 12,5 mm) water-resistant, re-enforced with steel plates (.08 inch) Wall fasteners (8 pcs) must be bought separately, for drywall it is possible to use e.g. SnapTight or WingIt anchors or similar.		
	Drywall (2 x 12,5 mm) water-resistant Mounting in this wall type is not recommended - risk of fatal injury to persons and walls.		

It is the responsibility of the installer to ensure that suitable wall fasteners are used.

pressalit.com