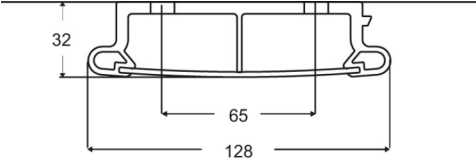




<p>Product Item number</p>	<p>PLUS wall track, grooved, 210 mm. For right hand operated support arms R9862112</p>
<p>Colour Product description</p>	<p>VVS:615842102 EAN:5708590352299</p> <p>Anthracite grey</p>  <p>Below a selection of products for fitting to the wall track.</p> <p>PLUS wall track, grooved, for vertical mounting, 210 mm. For height adjustable, right-hand operated support arms. The cover plate hides bolts and wires and facilitates cleaning. Materials: Aluminium and polystyrene. Excl. mounting kit.</p>
<p>Adjustability</p>	<p>Fixed mounting</p>
<p>Materials Ergonomy Features</p>	<p>The wall track is primarily made of 10-micrometre anodized aluminium. The cover plate is made of polystyrene and the ends of the track are capped with ABS polymer.</p> <p>The vertical track enables height adjustment of the different products. If combined with the horizontal track, the available space in the bathroom can be utilized optimally. In environments with multiple users, the vertical track makes it possible to adjust the different products to individual user heights.</p> <p>The front cover plate conceals mounting bolts and any cables.</p>
<p>Warranty</p>	<p>Pressalit makes a commitment to remedy material and manufacturing defects for a period of five years from the invoicing date.</p>



Product	PLUS wall track, grooved, 210 mm. For right hand operated support arms
Item number	R9862112
Cleaning	<p>The product is to be cleaned with hot water or a mild soapy cleaning agent. Do not use chlorine based, corrosive or abrasive cleaners as it may result in the surface being damaged.</p> <p>The following cleaning agents have been tested by Pressalit and may be used, as long as they are diluted according to the instructions on the container.</p> <p>DISINFECTANTS: Clinimax Difficil-S Erisan OXY+ Sprit (husholdningssprit) Suma Bac D10 Virkon Rodalon Desinfektionsspray Lysoformin Spezial CaviCide Sufanios Premium Tvättsprit 70%</p> <p>NON-DISINFECTANTS: Suma Star free D1 Taski 100 Taski 200 Milizid Citro</p> <p>The product must be wiped down with a soft rag wrung out in clear water immediately after cleaning, as some materials may otherwise be discolored and stained, and the surface coating may deteriorate.</p> <p>DECALCIFICATION OF ALUMINUM PARTS: Pressalit recommends that chalky deposits be removed from wall tracks and other aluminum parts using a solution of three parts 30% acetic acid to seven parts tap water. When the aluminum parts have been washed down with this solution, the parts must be wiped over with a damp cloth wrung out in clear water.</p>









Product	PLUS wall track, grooved, 210 mm. For right hand operated support arms
Item number	R9862112

Installation in different wall types

	<p>Concrete >B25 V8603 - Mounting kit, 4 coach screws Ø8 x 70, plugs SX10. To be ordered separately.</p>	
	<p>Solid Brick >= Mz12 V8603 - Mounting kit, 4 coach screws Ø8 x 70, plugs SX10. To be ordered separately.</p>	
	<p>Solid Sand Lime Brick >= Hlz12 V8603 - Mounting kit, 4 coach screws Ø8 x 70, plugs SX10. To be ordered separately.</p>	
	<p>Aerated Concrete P4 V8653 - Mounting kit, 4 bolts M8 x 35, plugs FTP M 8. To be ordered separately.</p>	
	<p>Drywall (2 x 12,5 mm) water-resistant, re-enforced with wood V8603 - Mounting kit, 4 coach screws Ø8 x 70, plugs SX10. NB! Plugs are not needed. To be ordered separately.</p>	



Product Item number	PLUS wall track, grooved, 210 mm. For right hand operated support arms R9862112	
	Drywall (2 x 12,5 mm) water-resistant, re-enforced with 22 mm plywood Wall fasteners (4 pcs) must be bought separately, for drywall it is possible to use e.g. fischer KD8 toggles or similar.	
	Drywall (2 x 12,5 mm) water-resistant, re-enforced with steel plates (2 mm) Wall fasteners (4 pcs) must be bought separately, for drywall it is possible to use e.g. fischer KD8 toggles or similar.	
	Drywall (2 x 12,5 mm) water-resistant Mounting in this wall type is not recommended - risk of fatal injury to persons and walls.	

It is the responsibility of the installer to ensure that suitable wall fasteners are used.