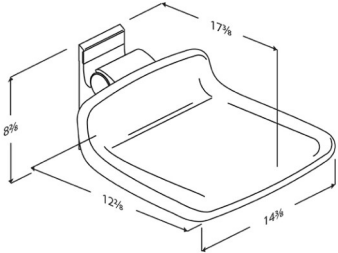





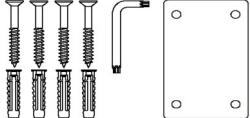

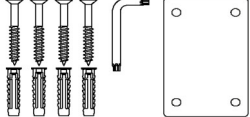

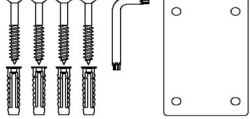

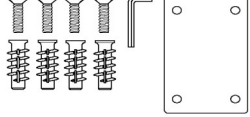

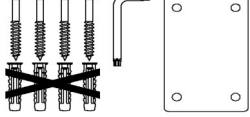
<p><b>Product</b> <b>Item number</b></p>	<p>PLUS shower seat 310, fixed height R7304108</p>
<p><b>Color</b>  <b>Product description</b></p>	<p>NRF:6317086 EAN:5708590359311 HMI: 121181 FDA:INN/D135865</p> <p>Dark blue (RAL 5011)</p>  <p>PLUS shower seats are offered in a number of colours. They are available as both fixed height, electrically adjustable and manually adjustable, and with an option of back and armrests. They are suitable for wall-mounting or for fitting to Pressalit PLUS wall tracks.</p> <p>PLUS shower seat 310. For fixed mounting. The seat is foldable. Materials: Comfortable polyurethane foam over a plywood core, fitted to an aluminium profile. Excl. mounting kit. <i>Replaces R7310</i></p>
<p><b>Adjustability</b> <b>Product capacity</b></p>	<p>Fixed mounting</p> <p>Maximum user mass: 440 lbs. When the seat is loaded with 440 lbs, each wall fastener is loaded with 187 lbs.</p> <p><i>The seat has been tested statically with safety factor 1.5, which is a requirement according to the applied assistive products standards.</i></p>
<p><b>Materials</b>  <b>Ergonomy</b>  <b>Features</b></p>	<p>The shower seat is made of polyurethane (PU) foam with a plywood core and this is covered with a moulded coated surface that is protected using a clear PU lacquer. Internal components and fasteners are primarily made of stainless steel. The hinge barrel is capped with ABS.</p> <p>Ergonomically designed seat - contact surface are 12.2" x 14.4". Soft and slip-resistant material that has a warm feel.</p> <p>The seat can fold up when not in use or to maximize floor space.</p>
<p><b>Warranty</b></p>	<p>Pressalit makes a commitment to remedy material and manufacturing defects for a period of five years from the invoicing date.</p>











<b>Product</b>	PLUS shower seat 310, fixed height
<b>Item number</b>	R7304108

## Mounting in different wall types

	<b>Concrete &gt;B25</b> V8604 - Mounting kit, 4 countersunk bolts Ø8 x 70, plugs SX10. To be ordered separately.	
	<b>Solid Brick &gt;= Mz12</b> V8604 - Mounting kit, 4 countersunk bolts Ø8 x 70, plugs SX10. To be ordered separately.	
	<b>Solid Sand Lime Brick &gt;= Hlz12</b> V8604 - Mounting kit, 4 countersunk bolts Ø8 x 70, plugs SX10. To be ordered separately.	
	<b>Aerated Concrete P4</b> V8654 - Mounting kit, 4 countersunk bolts M8 x 35, plugs FTP M 8. To be ordered separately.	
	<b>Drywall (2 x 12,5 mm) water-resistant, re-enforced with wood</b> V8604 - Mounting kit, 4 countersunk bolts Ø8 x 70, plugs SX10. NB! Plugs are not needed. To be ordered separately.	



<b>Product</b> <b>Item number</b>	PLUS shower seat 310, fixed height R7304108	
	<b>Drywall (2 x 12,5 mm) water-resistant, re-enforced with 22 mm plywood</b> Wall fasteners (4 pcs) must be bought separately, for drywall it is possible to use e.g. SnapTight or WingIt anchors or similar.	
	<b>Drywall (2 x 12,5 mm) water-resistant, re-enforced with steel plates (.08 inch)</b> Wall fasteners (4 pcs) must be bought separately, for drywall it is possible to use e.g. SnapTight or WingIt anchors or similar.	
	<b>Drywall (2 x 12,5 mm) water-resistant</b> Mounting in this wall type is not recommended - risk of fatal injury to persons and walls.	

It is the responsibility of the installer to ensure that suitable wall fasteners are used.