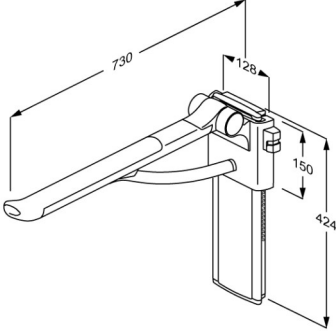




<p>Product</p> <p>Item number</p>	<p>PLUS support arm with integrated counter-balance, 700 mm, right hand operated</p> <p>R370470000</p>
<p>Colour</p> <p>Product description</p>	<p>VVS:615875400 NRF:6191089 RSK:8487444 EAN:5708590368153 HMI: 123496 DB: 2509966 FDA: ILS/D135866</p> <p>White</p>  <p>All PLUS support arms come with an integrated counter-balance, which ensures a controlled movement between horizontal and vertical positions. Suitable for use with toilet pans projecting 540/550 mm. <i>Replaces discontinued models R3160, RF160, R3170 og RF170.</i></p> <p>PLUS support arm, counter-balanced. Projection 730 mm, ergonomically shaped to provide a clear sense of where the support arm ends. Right hand operated. Height adjustable by 240 mm without using tools. Detachable and foldable. Anthracite cover plate for vertical wall track.</p> <p>Materials: The arms are constructed of 10-micrometre anodized aluminium, with a non-slip gripping surface made of soft SEBS incorporating a glass-reinforced nylon core Excl. mounting kit.</p>
<p>Adjustability</p> <p>Adjustment height</p> <p>Product capacity</p>	<p>Height adjustable</p> <p>240 mm</p> <p>Maximum load: 150 kg. When the support arm is loaded with 150 kg, each wall fastener in the vertical wall track is loaded with 41 kg.</p> <p><i>PLUS support arms have been tested statically with 700 kg (close to the wall), 425 kg (in the middle) and 225 kg (the outermost point).</i></p>



Product	PLUS support arm with integrated counter-balance, 700 mm, right hand operated
Item number	R370470000
Materials	<p>The arms are primarily constructed in 10-micrometre anodized aluminium, with a non-slip gripping surface at the end made of soft SEBS and incorporating a glass-reinforced nylon core.</p> <p>The hinge arm is also made of soft SEBS.</p> <p>Internal components and fasteners are primarily made of stainless steel.</p> <p>The hinge barrel is capped with ABS polymer.</p>
Ergonomy	<p>The oval shape gives an easy and comfortable surface to lean and push against.</p> <p>The end of the support arm is enlarged so that it is easier to pull forward from a sitting position and also provides a clear sense of where the support arm ends.</p> <p>Soft and slip-resistant material that has a warm feel.</p>
Features	<p>Folds against the wall.</p> <p>The underside is shaped for the mounting of various accessories.</p>
Warranty	Pressalit makes a commitment to remedy material and manufacturing defects for a period of five years from the invoicing date.



Product	PLUS support arm with integrated counter-balance, 700 mm, right hand operated
Item number	R370470000
Cleaning	<p>The product is to be cleaned with hot water or a mild soapy cleaning agent. Do not use chlorine based, corrosive or abrasive cleaners as it may result in the surface being damaged.</p> <p>The following cleaning agents have been tested by Pressalit and may be used, as long as they are diluted according to the instructions on the container.</p> <p>DISINFECTANTS: Clinimax Difficil-S Erisan OXY+ Sprit (husholdningsspirit) Suma Bac D10 Virkon Rodalon Desinfektionsspray Lysoformin Spezial CaviCide Sufanios Premium Tvättsprit 70% Oxyplus-acid 2% (Diversey) WipeClean UniversalCleaning Chlorine Disinfection Wipes</p> <p>NON-DISINFECTANTS: Suma Star free D1 Taski 100 Taski 200 Milizid Citro</p> <p>The product must be wiped down with a soft rag wrung out in clear water immediately after cleaning, as some materials may otherwise be discolored and stained, and the surface coating may deteriorate.</p> <p>DECALCIFICATION OF ALUMINUM PARTS: Pressalit recommends that chalky deposits be removed from wall tracks and other aluminum parts using a solution of three parts 30% acetic acid to seven parts tap water. When the aluminum parts have been washed down with this solution, the parts must be wiped over with a damp cloth wrung out in clear water.</p>



PRESSALIT®

<p>Product</p> <p>Item number</p>	<p>PLUS support arm with integrated counter-balance, 700 mm, right hand operated</p> <p>R370470000</p>
	<p>Intended use The support arm is used as a support for sitting down or getting up from a toilet, or for sideways transfer from a wheelchair.</p> <p>Operating environment For indoor use in a wet environment, such as a bathroom or a washroom, in private homes, nursing homes and hospitals. For institutional use, the expected life time is 10 years. <i>Life cycle test performed according to ISO 17966:2016.</i></p> <p>For maintenance, please refer to user guide, which is enclosed with the product, and which can also be found on the website under "Downloads".</p>

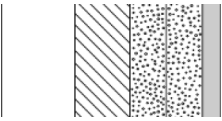
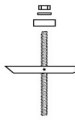



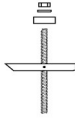





Product	PLUS support arm with integrated counter-balance, 700 mm, right hand operated
Item number	R370470000

Installation in different wall types

	<p>Concrete >B25 V8610 - Mounting kit, 8 coach screws Ø8 x 70, plugs SX10. To be ordered separately.</p>	
	<p>Solid Brick >= Mz12 V8610 - Mounting kit, 8 coach screws Ø8 x 70, plugs SX10. To be ordered separately.</p>	
	<p>Solid Sand Lime Brick >= Hlz12 V8610 - Mounting kit, 8 coach screws Ø8 x 70, plugs SX10. To be ordered separately.</p>	
	<p>Aerated Concrete P4 V8660 - Mounting kit, 8 countersunk bolts M8 x 35, plugs FTP M 8. To be ordered separately.</p>	
	<p>Drywall (2 x 12,5 mm) water-resistant, re-enforced with wood V8610 - Mounting kit, 8 coach screws Ø8 x 70, plugs SX10. NB! Plugs are not needed. To be ordered separately.</p>	



Product Item number	PLUS support arm with integrated counter-balance, 700 mm, right hand operated R370470000
	Drywall (2 x 12,5 mm) water-resistant, re-enforced with 22 mm plywood Wall fasteners (8 pcs) must be bought separately, for drywall it is possible to use e.g. fischer KD8 toggles or similar.   
	Drywall (2 x 12,5 mm) water-resistant, re-enforced with steel plates (2 mm) Wall fasteners (8 pcs) must be bought separately, for drywall it is possible to use e.g. fischer KD8 toggles or similar.   
	Drywall (2 x 12,5 mm) water-resistant Wall fasteners (8 pcs) must be bought separately, for drywall it is possible to use e.g. fischer KD8 toggles or similar. 