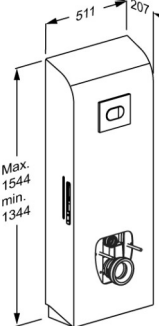




| | |
|--|--|
| <p>Product</p> <p>Item number</p> | <p>SELECT TL3 toilet lifter, electrical, for floor outlet</p> <p>R9113000</p> |
| <p>Colour</p> <p>Product description</p> | <p>VVS:617989600</p> <p>NRF:6191186</p> <p>RSK:7828188</p> <p>EAN:5708590372730</p> <p>HMI: 138228</p> <p>White</p>  <p>SELECT toilet lifts are available in several models and colors for both wall outlet and floor outlet. They are available in electrically or manually height-adjustable versions, with or without side profiles and for standard toilet bowls and shower toilets. All developed with a focus on hygiene and easy cleaning.</p> <p>SELECT TL3 toilet lifter, for floor outlet. Incl. cistern with dual flushing system preset at 3/6 litres (can be changed to 2/4 litres). Electrically height adjustable 200 mm with control panel on support arm. Toilet pan, toilet seat and support arms (required for height adjustment) to be ordered separately. Materials: Stainless steel and PMMA/ABS. Excl. wall mounting kit.</p> |
| <p>Adjustability</p> <p>Adjustment height</p> <p>Product capacity</p> <p>Speed upwards</p> <p>Noise level</p> | <p>Height adjustable</p> <p>200 mm</p> <p>Maximum user weight: 200 kg. Maximum load: 235 kg. (user weight + accessories). When the toilet lifter is loaded with 235 kg, each wall fastener is loaded with 65 kg. <i>The toilet lifter has been tested statically with 600 kg, which is a requirement according to the applied assistive products standards. Please note that most toilet pans compatible with this lifter have been tested up to 400 kg.</i></p> <p>Speed up mm: 10 mm/s Speed down mm: 10 mm/s</p> <p>48 dB</p> |
| <p>Materials</p> | <p>The toilet lifter is constructed of stainless steel, the cover fairing is made of PMMA/ABS plastics.</p> |













| | |
|---|--|
| Product | SELECT TL3 toilet lifter, electrical, for floor outlet |
| Item number | R9113000 |
| Mains connection (V) | 230 |
| Power consumption (maximum load) | Power consumption by maximum load, watt: 70 W Power consumption by standby: 2 W |
| Warranty | Pressalit makes a commitment to remedy material and manufacturing defects for a period of five years from the invoicing date. |
| Cleaning | <p>The product is to be cleaned with hot water or a mild soapy cleaning agent. Do not use corrosive or abrasive cleaners as it may result in the surface being damaged.</p> <p>For surface disinfection, chlorine-based disinfectants may be used according to the product specification and safety precautions for these products.</p> <p>The following cleaning agents have been tested by Pressalit and may be used, as long as they are diluted according to the instructions on the container.</p> <p>DISINFECTANTS: Clinimax Difficil-S Erisan OXY+ Sprit (husholdningsprit) Suma Bac D10 Virkon Rodalon Desinfektionsspray Lysoformin Spezial CaviCide Sufanios Premium Tvättsprit 70%</p> <p>NON-DISINFECTANTS: Suma Star free D1 Taski 100 Taski 200 Milizid Citro</p> <p>The product must be wiped down with a soft rag wrung out in clear water immediately after cleaning, as some materials may otherwise be discolored and stained, and the surface coating may deteriorate.</p> |
| WEEE | Please enquire of your local Pressalit subsidiary or distributor (in countries where there is no subsidiary) that will arrange for recycling of electronic waste in accordance with the WEEE directive. |









| | |
|--------------------|--|
| Product | SELECT TL3 toilet lifter, electrical, for floor outlet |
| Item number | R9113000 |

Installation in different wall types

| | | |
|---|---|---|
|  | Concrete >B25 V8605 - Mounting kit, 4 coach screws Ø10 x 70, plugs SX12, with grey screw covers. To be ordered separately. |  |
|  | Solid Brick >= Mz12 V8605 - Mounting kit, 4 coach screws Ø10 x 70, plugs SX12, with grey screw covers. To be ordered separately. |  |
|  | Solid Sand Lime Brick >= Hlz12 V8605 - Mounting kit, 4 coach screws Ø10 x 70, plugs SX12, with grey screw covers. To be ordered separately. |  |
|  | Aerated Concrete P4 V8655 - Mounting kit, 4 coach screws Ø10 x 70, plugs GB14, with grey screw covers. To be ordered separately. |  |
|  | Drywall (2 x 12,5 mm) water-resistant, re-enforced with wood V8605 - Mounting kit, 4 coach screws Ø10 x 70, plugs SX12, with white screw covers. NB! Plugs are not needed. To be ordered separately. |  |



| | |
|---|---|
| Product Item number | SELECT TL3 toilet lifter, electrical, for floor outlet R9113000 |
|  | Drywall (2 x 12,5 mm) water-resistant, re-enforced with 22 mm plywood Wall fasteners (4 pcs) must be bought separately, for drywall it is possible to use e.g. fischer KD8 toggles or similar.  |
|  | Drywall (2 x 12,5 mm) water-resistant, re-enforced with steel plates (2 mm) Wall fasteners (4 pcs) must be bought separately, for drywall it is possible to use e.g. fischer KD8 toggles or similar.  |
|  | Drywall (2 x 12,5 mm) water-resistant Mounting in this wall type is not recommended - risk of fatal injury to persons and walls.  |