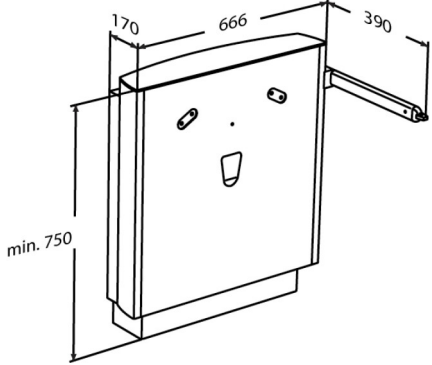




<p><b>Product</b> <b>Item number</b></p>	<p>SELECT wash basin bracket, wall-mounted with floor support, electrically height adjustable with lever control, incl. safety stop function R4952112</p>
<p><b>Colour</b>  <b>Product description</b></p>	<p>VVS: 654005312 NRF: 6132451 EAN: 5708590350271 HMI: 105956 FDA: ILW/D142473 Anthracite grey</p>  <p>SELECT wash basin lifter are equipped with a front cover plate, which conceals the plumbing installations (flexible feed and waste system to be bought separately).</p> <p>SELECT wash basin lifter, floor standing. Electrically height adjustable 300 mm with lever control, incl. safety stop function. Recommendation: flexible feed/waste system R2065 (UK market R2075). Incl. fixing bolts for wash basin (Recommended with MATRIX SMALL and MATRIX CURVE/NEW CURVE wash basins). Materials: Anodized aluminium and polystyrene (PS). Excl. mounting kit.</p>
<p><b>Adjustability</b> <b>Adjustment height</b>  <b>Product capacity</b>  <b>Speed upwards</b>  <b>Noise level</b></p>	<p>Height adjustable 300 mm</p> <p>Maximum load: 150 kg. Suitable for wash basins weighing no more than 22 kg. When the wash basin is loaded with 150 kg, each wall fastener will be carrying 18 kg. <i>Wash basin brackets need to be able to carry the weight of the wash basin, as well as support the weight of the person who is leaning against the wash basin or who is using the wash basin to rise from seated position.</i> <b>Neither wash basin nor wash basin bracket are intended to carry the full body weight of a person, and the test methods applicable to wash basin brackets reflect this: ISO 17966 prescribes a static test on the front edge of the wash basin at 75% of maximum user weight, i.e. when the maximum load on a wash basin bracket is given as 150 kg and the wash basin weighs 22 kg, it is – according to ISO 17966 – the equivalent of a user weighing 171 kg leaning on the front edge of the wash basin.</b></p> <p>Speed up mm: 21 mm/s Speed down mm: 21 mm/s</p> <p>45 dB</p>



<b>Product</b>	SELECT wash basin bracket, wall-mounted with floor support, electrically height adjustable with lever control, incl. safety stop function
<b>Item number</b>	R4952112
<b>Materials</b>	Anodized aluminium. The front plates are made of polystyrene (PS). Top plate in compact laminate. <i>Flammability-tested (ISO 8191-1 and ISO 8191-2). Test report available.</i>
<b>Ergonomy</b>	The lifter's stringent and pure design as well as smooth surfaces are easy to clean and attractive to look at. They also help ensure good hygiene in the bathroom. The exclusive aluminium side profiles are light, durable and elegant to look at.
<b>Features</b>	The wash basin is raised or lowered using the wired hand control or the lever control at the end of the wash basin. The lever control can be positioned on either side of the wash basin and also serves as a towel holder. The lever control is strong enough to be used as an extra support. The wash basin can be adjusted 300 mm – from 670 to 970 mm above the floor.
<b>Mains connection (V)</b>	230
<b>Actuator (motor)</b>	LA31 Careline, (Linak), 1500N, IPX4
<b>Control box</b>	CB9 Careline, (Linak), IPX6
<b>Power consumption (maximum load)</b>	Power consumption by maximum load, watt: 75 W Power consumption by standby: 1,5 W
<b>Warranty</b>	Pressalit makes a commitment to remedy material and manufacturing defects for a period of five years from the invoicing date.


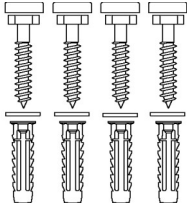

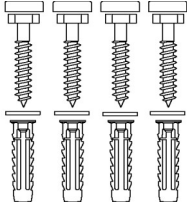

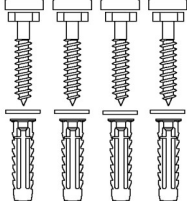

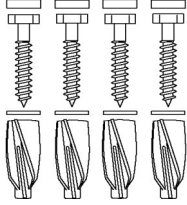

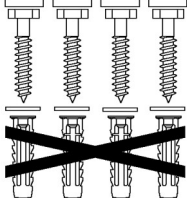


<b>Product</b>	SELECT wash basin bracket, wall-mounted with floor support, electrically height adjustable with lever control, incl. safety stop function
<b>Item number</b>	R4952112
<b>Cleaning</b>	<p>The product is to be cleaned with hot water or a mild soapy cleaning agent. Do not use chlorine based, corrosive or abrasive cleaners as it may result in the surface being damaged.</p> <p>The following cleaning agents have been tested by Pressalit and may be used, as long as they are diluted according to the instructions on the container.</p> <p><b>DISINFECTANTS:</b> Clinimax Difficil-S Erisan OXY+ Sprit (husholdningsprit) Suma Bac D10 Virkon Rodalon Desinfektionsspray Lysoformin Spezial CaviCide Sufanios Premium Tvättsprit 70%</p> <p><b>NON-DISINFECTANTS:</b> Suma Star free D1 Taski 100 Taski 200 Milizid Citro</p> <p>The product must be wiped down with a soft rag wrung out in clear water immediately after cleaning, as some materials may otherwise be discolored and stained, and the surface coating may deteriorate.</p> <p><b>DECALCIFICATION OF ALUMINUM PARTS:</b> Pressalit recommends that chalky deposits be removed from wall tracks and other aluminum parts using a solution of three parts 30% acetic acid to seven parts tap water. When the aluminum parts have been washed down with this solution, the parts must be wiped over with a damp cloth wrung out in clear water.</p>
<b>WEEE</b>	Please enquire of your local Pressalit subsidiary or distributor (in countries where there is no subsidiary) that will arrange for recycling of electronic waste in accordance with the WEEE directive.




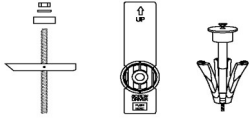

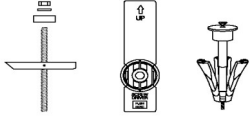


<b>Product</b>	SELECT wash basin bracket, wall-mounted with floor support, electrically height adjustable with lever control, incl. safety stop function
<b>Item number</b>	R4952112

## Installation in different wall types

	<p><b>Concrete &gt;B25</b></p> <p>V8605 - Mounting kit, 4 coach screws Ø10 x 70, plugs SX12, with grey screw covers. To be ordered separately.</p>	
	<p><b>Solid Brick &gt;= Mz12</b></p> <p>V8605 - Mounting kit, 4 coach screws Ø10 x 70, plugs SX12, with grey screw covers. To be ordered separately.</p>	
	<p><b>Solid Sand Lime Brick &gt;= Hlz12</b></p> <p>V8605 - Mounting kit, 4 coach screws Ø10 x 70, plugs SX12, with grey screw covers. To be ordered separately.</p>	
	<p><b>Aerated Concrete P4</b></p> <p>V8655 - Mounting kit, 4 coach screws Ø10 x 70, plugs GB14, with grey screw covers. To be ordered separately.</p>	
	<p><b>Drywall (2 x 12,5 mm) water-resistant, re-enforced with wood</b></p> <p>V8605 - Mounting kit, 4 coach screws Ø10 x 70, plugs SX12, with white screw covers. NB! Plugs are not needed. To be ordered separately.</p>	



<b>Product</b> <b>Item number</b>	SELECT wash basin bracket, wall-mounted with floor support, electrically height adjustable with lever control, incl. safety stop function  R4952112
	<b>Drywall (2 x 12,5 mm) water-resistant, re-enforced with 22 mm plywood</b> Wall fasteners (4 pcs) must be bought separately, for drywall it is possible to use e.g. fischer KD8 toggles or similar. 
	<b>Drywall (2 x 12,5 mm) water-resistant, re-enforced with steel plates (2 mm)</b> Wall fasteners (4 pcs) must be bought separately, for drywall it is possible to use e.g. fischer KD8 toggles or similar. 
	<b>Drywall (2 x 12,5 mm) water-resistant</b> Wall fasteners (4 pcs) must be bought separately, for drywall it is possible to use e.g. fischer KD8 toggles or similar. 

It is the responsibility of the installer to ensure that suitable wall fasteners are used.