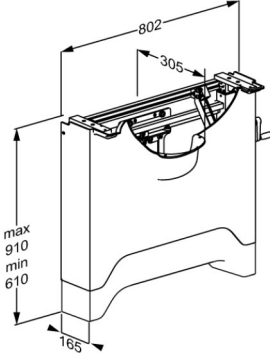




<p>Product Item number</p>	<p>MATRIX manual basin unit, right-facing, height and sideways adjustable R484019000</p>
<p>Colour Product description</p>	<p>VVS:654021900 NRF:6132471 EAN:5708590381015 HMI: 137773</p> <p>White</p>  <p>MATRIX brackets are tailor made for MATRIX wash basins. They are available in electrically and manually height adjustable and sideways adjustable versions, as well as fixed versions, all of them with a hygienic cover to conceal the plumbing installations.</p> <p>MATRIX ANGLE DEEP Wash basin bracket, right, wall-mounted, with white installation cover, incl. feed and waste system and shallow trap (R2058). Manually height adjustable with crank handle 300 mm, and manually sideways adjustable 500 mm. Incl. fixing bolts for wash basin (Can only be used with MATRIX ANGLE DEEP wash basins, R2140/R2141). Materials: Powder-coated stainless steel, PMMA, ABS and polystyren. Excl. mounting kit.</p>
<p>Adjustability Adjustment height Product capacity</p>	<p>Height and sideways adjustable</p> <p>300 mm</p> <p>Maximum user weight 160 kg. Maximum load (SWL): 150 kg. Suitable for wash basins weighing no more than 30 kg. When the wash basin is loaded with 150 kg, each wall fastener will be carrying 60 kg. <i>Wash basin brackets need to be able to carry the weight of the wash basin, as well as support the weight of the person who is leaning against the wash basin or who is using the wash basin to rise from seated position.</i> Neither wash basin nor wash basin bracket are intended to carry the full body weight of a person, and the test methods applicable to wash basin brackets reflect this: ISO 17966 prescribes a static test on the front edge of the wash basin at 75% of maximum user weight, i.e. when the maximum load on a wash basin bracket is given as 150 kg and the wash basin weighs 30 kg, it is – according to ISO 17966 – the equivalent of a user weighing 160 kg leaning on the front edge of the wash basin.</p>













Product	MATRIX manual basin unit, right-facing, height and sideways adjustable
Item number	R484019000
Materials	Powder-coated stainless steel, PMMA, ABS and polystyren.
Warranty	Pressalit makes a commitment to remedy material and manufacturing defects for a period of five years from the invoicing date.
Cleaning	<p>The product is to be cleaned with hot water or a mild soapy cleaning agent. Do not use corrosive or abrasive cleaners as it may result in the surface being damaged.</p> <p>For surface disinfection, chlorine-based disinfectants may be used according to the product specification and safety precautions for these products.</p> <p>The following cleaning agents have been tested by Pressalit and may be used, as long as they are diluted according to the instructions on the container.</p> <p>DISINFECTANTS: Clinimax Difficil-S Erisan OXY+ Sprit (husholdningsprit) Suma Bac D10 Virkon Rodalon Desinfektionsspray Lysoformin Spezial CaviCide Sufanios Premium Tvättspit 70%</p> <p>NON-DISINFECTANTS: Suma Star free D1 Taski 100 Taski 200 Milizid Citro</p> <p>The product must be wiped down with a soft rag wrung out in clear water immediately after cleaning, as some materials may otherwise be discolored and stained, and the surface coating may deteriorate.</p>






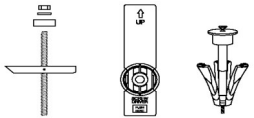


Product	MATRIX manual basin unit, right-facing, height and sideways adjustable
Item number	R484019000

Installation in different wall types

	Concrete >B25 V8605 - Mounting kit, 4 coach screws Ø10 x 70, plugs SX12, with grey screw covers. To be ordered separately.	
	Solid Brick >= Mz12 V8605 - Mounting kit, 4 coach screws Ø10 x 70, plugs SX12, with grey screw covers. To be ordered separately.	
	Solid Sand Lime Brick >= Hlz12 V8605 - Mounting kit, 4 coach screws Ø10 x 70, plugs SX12, with grey screw covers. To be ordered separately.	
	Aerated Concrete P4 V8655 - Mounting kit, 4 coach screws Ø10 x 70, plugs GB14, with grey screw covers. To be ordered separately.	
	Drywall (2 x 12,5 mm) water-resistant, re-enforced with wood V8605 - Mounting kit, 4 coach screws Ø10 x 70, plugs SX12, with white screw covers. NB! Plugs are not needed. To be ordered separately.	



Product Item number	MATRIX manual basin unit, right-facing, height and sideways adjustable R484019000
	Drywall (2 x 12,5 mm) water-resistant, re-enforced with 22 mm plywood Wall fasteners (4 pcs) must be bought separately, for drywall it is possible to use e.g. fischer KD8 toggles or similar. 
	Drywall (2 x 12,5 mm) water-resistant, re-enforced with steel plates (2 mm) Wall fasteners (4 pcs) must be bought separately, for drywall it is possible to use e.g. fischer KD8 toggles or similar. 
	Drywall (2 x 12,5 mm) water-resistant Wall fasteners (4 pcs) must be bought separately, for drywall it is possible to use e.g. fischer KD8 toggles or similar. 

It is the responsibility of the installer to ensure that suitable wall fasteners are used.