



<p><b>Product</b></p> <p><b>Item number</b></p>	<p>SELECT TL1 toilet lifter, for floor outlet</p> <p>R8212112</p>
<p><b>Colour</b></p> <p><b>Product description</b></p>	<p>VVS:617996012</p> <p>NRF:6191033</p> <p>EAN:5708590341460</p> <p>HMI: 105972</p> <p>FDA:IKX/D319729</p> <p>Anthracite grey</p> <div data-bbox="1093 495 1294 831" data-label="Image"> </div> <p>The aim is to make it as easy as possible for users to get on and off the toilet during daily use. The aim is also to make the carer's work easier, and make the process comfortable and dignified for the user.</p> <p>SELECT TL1 toilet lifter, 400 mm electrically height adjustable with wired hand control.</p> <p>Incl. cistern with dual flushing system preset at 3/6 litres.</p> <p>Toilet pan and toilet seat to be ordered separately.</p> <p>For floor-outlet.</p> <p>Materials: Anodised aluminium and polystyrene (PS).</p> <p>Excl. mounting kit.</p>
<p><b>Adjustability</b></p> <p><b>Adjustment height</b></p> <p><b>Product capacity</b></p> <p><b>Speed upwards</b></p> <p><b>Noise level</b></p>	<p>Height adjustable</p> <p>400 mm</p> <p>Maximum user weight: 200 kg.</p> <p>Maximum load: 235 kg. (user weight + accessories).</p> <p>When the toilet lifter is loaded with 235 kg, each wall fastener is loaded with 65 kg.</p> <p><i>The toilet lifter has been tested statically with 600 kg, which is a requirement according to the applied assistive products standards. Please note that most toilet pans compatible with this lifter have been tested up to 400 kg.</i></p> <p>Speed up mm: 12 mm/s</p> <p>Speed down mm: 12 mm/s</p> <p>48 dB</p>
<p><b>Materials</b></p>	<p>Anodized aluminium.</p> <p>The front plates are made of polystyrene (PS).</p> <p>Top plate in compact laminate.</p> <p><i>Flammability-tested (ISO 8191-1 and ISO 8191-2). Test report available.</i></p>



<b>Product</b>	SELECT TL1 toilet lifter, for floor outlet
<b>Item number</b>	R8212112
<b>Ergonomy</b>	Toilet lifters are available in three different colours which all harmonise with modern bathrooms, resulting in a comfortable and inviting toilet environment. Rounded corners and edges make cleaning quick and easy – there are no concealed edges or holes where dirt can hide.
<b>Features</b>	The toilet lifter is available with a wired hand control which makes it easy for the user or helper to adjust the height. Seat height can be adjusted a full 400 mm from 425 to 825 mm – even while the user is sitting on the toilet.
<b>Mains connection (V)</b>	230
<b>Actuator (motor)</b>	LA31 Careline, (Linak), 4000N, IPX6
<b>Control box</b>	CB9 Careline, (Linak), IPX6
<b>Wired remote control</b>	HB3 (Linak), IP66
<b>Power consumption (maximum load)</b>	Power consumption by maximum load, watt: 70 W Power consumption by standby: 2 W
<b>Warranty</b>	Pressalit makes a commitment to remedy material and manufacturing defects for a period of five years from the invoicing date.


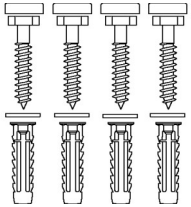

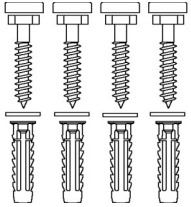

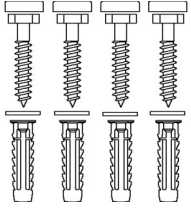

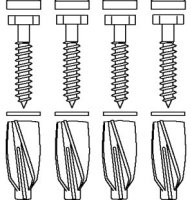

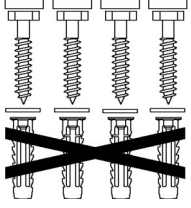


<b>Product</b>	SELECT TL1 toilet lifter, for floor outlet
<b>Item number</b>	R8212112
<b>Cleaning</b>	<p>The product is to be cleaned with hot water or a mild soapy cleaning agent. Do not use chlorine based, corrosive or abrasive cleaners as it may result in the surface being damaged.</p> <p>The following cleaning agents have been tested by Pressalit and may be used, as long as they are diluted according to the instructions on the container.</p> <p><b>DISINFECTANTS:</b> Clinimax Difficil-S Erisan OXY+ Sprit (husholdningssprit) Suma Bac D10 Virkon Rodalon Desinfektionsspray Lysoformin Spezial CaviCide Sufanios Premium Tvättsprit 70%</p> <p><b>NON-DISINFECTANTS:</b> Suma Star free D1 Taski 100 Taski 200 Milizid Citro</p> <p>The product must be wiped down with a soft rag wrung out in clear water immediately after cleaning, as some materials may otherwise be discolored and stained, and the surface coating may deteriorate.</p> <p><b>DECALCIFICATION OF ALUMINUM PARTS:</b> Pressalit recommends that chalky deposits be removed from wall tracks and other aluminum parts using a solution of three parts 30% acetic acid to seven parts tap water. When the aluminum parts have been washed down with this solution, the parts must be wiped over with a damp cloth wrung out in clear water.</p>
<b>WEEE</b>	<p>Please enquire of your local Pressalit subsidiary or distributor (in countries where there is no subsidiary) that will arrange for recycling of electronic waste in accordance with the WEEE directive.</p>

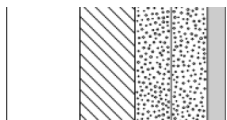
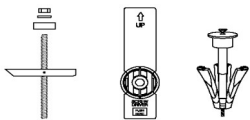

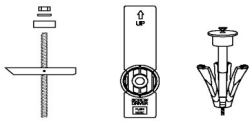




<b>Product</b>	SELECT TL1 toilet lifter, for floor outlet
<b>Item number</b>	R8212112

## Installation in different wall types

	<b>Concrete &gt;B25</b> V8605 - Mounting kit, 4 coach screws Ø10 x 70, plugs SX12, with grey screw covers. To be ordered separately.	
	<b>Solid Brick &gt;= Mz12</b> V8605 - Mounting kit, 4 coach screws Ø10 x 70, plugs SX12, with grey screw covers. To be ordered separately.	
	<b>Solid Sand Lime Brick &gt;= Hlz12</b> V8605 - Mounting kit, 4 coach screws Ø10 x 70, plugs SX12, with grey screw covers. To be ordered separately.	
	<b>Aerated Concrete P4</b> V8655 - Mounting kit, 4 coach screws Ø10 x 70, plugs GB14, with grey screw covers. To be ordered separately.	
	<b>Drywall (2 x 12,5 mm) water-resistant, re-enforced with wood</b> V8605 - Mounting kit, 4 coach screws Ø10 x 70, plugs SX12, with white screw covers. NB! Plugs are not needed. To be ordered separately.	



<b>Product</b> <b>Item number</b>	SELECT TL1 toilet lifter, for floor outlet R8212112
	<b>Drywall (2 x 12,5 mm) water-resistant, re-enforced with 22 mm plywood</b> Wall fasteners (4 pcs) must be bought separately, for drywall it is possible to use e.g. fischer KD8 toggles or similar. 
	<b>Drywall (2 x 12,5 mm) water-resistant, re-enforced with steel plates (2 mm)</b> Wall fasteners (4 pcs) must be bought separately, for drywall it is possible to use e.g. fischer KD8 toggles or similar. 
	<b>Drywall (2 x 12,5 mm) water-resistant</b> Mounting in this wall type is not recommended - risk of fatal injury to persons and walls. 

It is the responsibility of the installer to ensure that suitable wall fasteners are used.