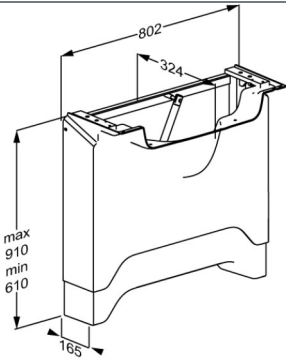




<p>Product Item number</p>	<p>MATRIX powered basin unit, height and sideways adjustable R482719000</p>
<p>Colour Product description</p>	<p>EAN:5708590380995</p>  <p>White</p> <p>MATRIX brackets are tailor made for MATRIX wash basins. They are available in electrically and manually height adjustable and sideways adjustable versions, as well as fixed versions, all of them with a hygienic cover to conceal the plumbing installations.</p> <p>MATRIX MEDIUM Wash basin bracket, wall-mounted, with white installation cover, incl. feed and waste system and shallow trap (R2058). Electrically height adjustable 300 mm with operating buttons (in front edge of wash basin), and manually sideways adjustable 500 mm. Incl. fixing bolts for wash basin (Can only be used with MATRIX MEDIUM wash basins, R2122, R2123). Materials: Powder-coated stainless steel, PMMA, ABS and polystyren. Excl. mounting kit.</p>
<p>Adjustability Adjustment height Product capacity</p>	<p>Height and sideways adjustable</p> <p>300 mm</p> <p>Maximum user weight (MUM): 160 kg. Maximum load (SWL): 150 kg. Suitable for wash basins weighing no more than 30 kg. When the wash basin is loaded with 150 kg, each wall fastener will be carrying 60 kg. <i>Wash basin brackets need to be able to carry the weight of the wash basin, as well as support the weight of the person who is leaning against the wash basin or who is using the wash basin to rise from seated position.</i> Neither wash basin nor wash basin bracket are intended to carry the full body weight of a person, and the test methods applicable to wash basin brackets reflect this: ISO 17966 prescribes a static test on the front edge of the wash basin at 75% of maximum user weight, i.e. when the maximum load on a wash basin bracket is given as 150 kg and the wash basin weighs 30 kg, it is – according to ISO 17966 – the equivalent of a user weighing 160 kg leaning on the front edge of the wash basin.</p>



PRESSALIT®

Product	MATRIX powered basin unit, height and sideways adjustable
Item number	R482719000
Speed upwards	Speed up mm: 11,75 mm/s Speed down mm: 11,75 mm/s
Noise level	50 dB
Materials	Powder-coated stainless steel, PMMA, ABS and polystyren.
Mains connection (V)	230
Actuator (motor)	LA40 HB
Control box	CA63
Power consumption (maximum load)	Power consumption by maximum load, watt: 66 W Power consumption by standby: 0,5 W
Warranty	Pressalit makes a commitment to remedy material and manufacturing defects for a period of five years from the invoicing date.



Product	MATRIX powered basin unit, height and sideways adjustable
Item number	R482719000
Cleaning	<p>VALUE & MATRIX wash basin brackets</p> <p>The product is to be cleaned with hot water or a mild soapy cleaning agent. Do not use corrosive or abrasive cleaners as it may result in the surface being damaged.</p> <p>For surface disinfection, chlorine-based disinfectants may be used according to the product specification and safety precautions for these products.</p> <p>The following cleaning agents have been tested by Pressalit and may be used, as long as they are diluted according to the instructions on the container.</p> <p>DISINFECTANTS:</p> <ul style="list-style-type: none">Clinimax Difficil-SErisan OXY+Sprit (husholdningsprit)Suma Bac D10VirkonRodalon DesinfektionssprayLysoformin SpezialCaviCideSufanios PremiumTvättspit 70% <p>NON-DISINFECTANTS:</p> <ul style="list-style-type: none">Suma Star free D1Taski 100Taski 200Milizid Citro <p>The product must be wiped down with a soft rag wrung out in clear water immediately after cleaning, as some materials may otherwise be discolored and stained, and the surface coating may deteriorate.</p>
WEEE	<p>Please enquire of your local Pressalit subsidiary or distributor (in countries where there is no subsidiary) that will arrange for recycling of electronic waste in accordance with the WEEE directive.</p>









Product	MATRIX powered basin unit, height and sideways adjustable
Item number	R482719000

Installation in different wall types

	<p>Concrete >B25</p> <p>V8605 - Mounting kit, 4 coach screws Ø10 x 70, plugs SX12, with grey screw covers. To be ordered separately.</p>	
	<p>Solid Brick >= Mz12</p> <p>V8605 - Mounting kit, 4 coach screws Ø10 x 70, plugs SX12, with grey screw covers. To be ordered separately.</p>	
	<p>Solid Sand Lime Brick >= Hlz12</p> <p>V8605 - Mounting kit, 4 coach screws Ø10 x 70, plugs SX12, with grey screw covers. To be ordered separately.</p>	
	<p>Aerated Concrete P4</p> <p>V8655 - Mounting kit, 4 coach screws Ø10 x 70, plugs GB14, with grey screw covers. To be ordered separately.</p>	
	<p>Drywall (2 x 12,5 mm) water-resistant, re-enforced with wood</p> <p>V8605 - Mounting kit, 4 coach screws Ø10 x 70, plugs SX12, with white screw covers. NB! Plugs are not needed. To be ordered separately.</p>	



Product Item number	MATRIX powered basin unit, height and sideways adjustable R482719000
	Drywall (2 x 12,5 mm) water-resistant, re-enforced with 22 mm plywood Wall fasteners (4 pcs) must be bought separately, for drywall it is possible to use e.g. fischer KD8 toggles or similar. 
	Drywall (2 x 12,5 mm) water-resistant, re-enforced with steel plates (2 mm) Wall fasteners (4 pcs) must be bought separately, for drywall it is possible to use e.g. fischer KD8 toggles or similar. 
	Drywall (2 x 12,5 mm) water-resistant Wall fasteners (4 pcs) must be bought separately, for drywall it is possible to use e.g. fischer KD8 toggles or similar. 

It is the responsibility of the installer to ensure that suitable wall fasteners are used.