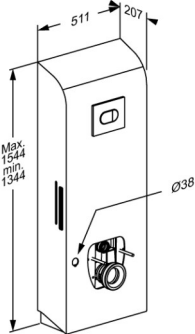




<p><b>Product</b></p> <p><b>Item number</b></p>	<p>SELECT TL4 toilet lifter, electrical, for floor outlet</p> <p>R9114000</p>
<p><b>Colour</b></p> <p><b>Product description</b></p>	<p>VVS:617989700</p> <p>NRF:6191188</p> <p>RSK:7828189</p> <p>EAN:5708590372891</p> <p>HMI: 138238</p> <p>White</p>  <p>SELECT toilet lifts are available in several models and colors for both wall outlet and floor outlet. They are available in electrically or manually height-adjustable versions, with or without side profiles and for standard toilet bowls and shower toilets. All developed with a focus on hygiene and easy cleaning.</p> <p>SELECT TL4 toilet lifter, for floor outlet.          Incl. cistern with dual flushing system preset at 3/6 litres (can be changed to 2/4 litres).          Electrically height adjustable 200 mm with control panel on support arm.          Suitable for douche toilet or douche toilet seat. Toilet pan, toilet seat and support arms (required for height adjustment) to be ordered separately.          Materials: Stainless steel and PMMA/ABS.          Excl. wall mounting kit.</p>
<p><b>Adjustability</b></p> <p><b>Adjustment height</b></p> <p><b>Product capacity</b></p> <p><b>Speed upwards</b></p> <p><b>Noise level</b></p>	<p>Height adjustable</p> <p>200 mm</p> <p>Maximum user weight: 200 kg.          Maximum load: 235 kg. (user weight + accessories).          When the toilet lifter is loaded with 235 kg, each wall fastener is loaded with 65 kg.  <i>The toilet lifter has been tested statically with 600 kg, which is a requirement according to the applied assistive products standards. Please note that most toilet pans compatible with this lifter have been tested up to 400 kg.</i></p> <p>Speed up mm: 10 mm/s          Speed down mm: 10 mm/s</p> <p>48 dB</p>
<p><b>Materials</b></p>	<p>The toilet lifter is constructed of stainless steel, the cover fairing is made of PMMA/ABS plastics.</p>



<b>Product</b>	SELECT TL4 toilet lifter, electrical, for floor outlet
<b>Item number</b>	R9114000
<b>Mains connection (V)</b>	230
<b>Power consumption (maximum load)</b>	Power consumption by maximum load, watt: 70 W Power consumption by standby: 2 W
<b>Warranty</b>	Pressalit makes a commitment to remedy material and manufacturing defects for a period of five years from the invoicing date.
<b>Cleaning</b>	<p>The product is to be cleaned with hot water or a mild soapy cleaning agent. Do not use corrosive or abrasive cleaners as it may result in the surface being damaged.</p> <p>For surface disinfection, chlorine-based disinfectants may be used according to the product specification and safety precautions for these products.</p> <p>The following cleaning agents have been tested by Pressalit and may be used, as long as they are diluted according to the instructions on the container.</p> <p><b>DISINFECTANTS:</b> Clinimax Difficil-S Erisan OXY+ Sprit (husholdningsprit) Suma Bac D10 Virkon Rodalon Desinfektionsspray Lysoformin Spezial CaviCide Sufanios Premium Tvättsprit 70%</p> <p><b>NON-DISINFECTANTS:</b> Suma Star free D1 Taski 100 Taski 200 Milizid Citro</p> <p>The product must be wiped down with a soft rag wrung out in clear water immediately after cleaning, as some materials may otherwise be discolored and stained, and the surface coating may deteriorate.</p>
<b>WEEE</b>	Please enquire of your local Pressalit subsidiary or distributor (in countries where there is no subsidiary) that will arrange for recycling of electronic waste in accordance with the WEEE directive.


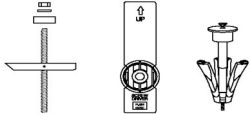





<b>Product</b>	SELECT TL4 toilet lifter, electrical, for floor outlet
<b>Item number</b>	R9114000

## Installation in different wall types

	<p><b>Concrete &gt;B25</b></p> <p>V8605 - Mounting kit, 4 coach screws Ø10 x 70, plugs SX12, with grey screw covers. To be ordered separately.</p>	
	<p><b>Solid Brick &gt;= Mz12</b></p> <p>V8605 - Mounting kit, 4 coach screws Ø10 x 70, plugs SX12, with grey screw covers. To be ordered separately.</p>	
	<p><b>Solid Sand Lime Brick &gt;= Hlz12</b></p> <p>V8605 - Mounting kit, 4 coach screws Ø10 x 70, plugs SX12, with grey screw covers. To be ordered separately.</p>	
	<p><b>Aerated Concrete P4</b></p> <p>V8655 - Mounting kit, 4 coach screws Ø10 x 70, plugs GB14, with grey screw covers. To be ordered separately.</p>	
	<p><b>Drywall (2 x 12,5 mm) water-resistant, re-enforced with wood</b></p> <p>V8605 - Mounting kit, 4 coach screws Ø10 x 70, plugs SX12, with white screw covers. NB! Plugs are not needed. To be ordered separately.</p>	



<b>Product</b> <b>Item number</b>	SELECT TL4 toilet lifter, electrical, for floor outlet R9114000
	<b>Drywall (2 x 12,5 mm) water-resistant, re-enforced with 22 mm plywood</b> Wall fasteners (4 pcs) must be bought separately, for drywall it is possible to use e.g. fischer KD8 toggles or similar. 
	<b>Drywall (2 x 12,5 mm) water-resistant, re-enforced with steel plates (2 mm)</b> Wall fasteners (4 pcs) must be bought separately, for drywall it is possible to use e.g. fischer KD8 toggles or similar. 
	<b>Drywall (2 x 12,5 mm) water-resistant</b> Mounting in this wall type is not recommended - risk of fatal injury to persons and walls. 