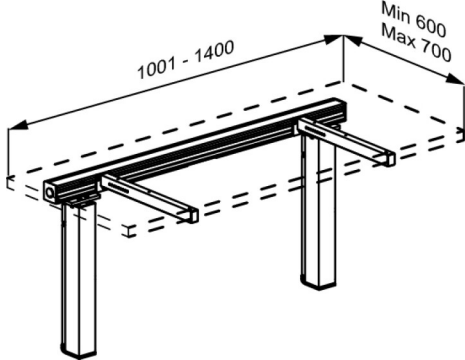




<b>Product</b> <b>Item number</b>	INDIVO lift for worktop 1001-1400 mm RK1411202
<b>Colour</b>  <b>Product description</b>	EAN:5708590378794   Grey (RAL 9006)  <p>Pressalit INDIVO lifting units can be easily integrated into the private home, ensuring that the whole family can enjoy the full potential and use the height adjustable function. The lifting units can also help provide a flexible kitchen solution for e.g. care centers, school kitchens and school science labs, wherever there is a need for frequent height adjustments on kitchen worktops and cupboards.</p> <p>INDIVO lift for worktop, with two motors and control box.          Incl. cross brace and two brackets.          Height adjustable up to 300 mm with switch or wired remote control.          For worktop length 1001-1400 mm. Please indicate length and depth of worktop when ordering.          Excl. mounting kit.</p>
<b>Adjustability</b> <b>Adjustment height</b>  <b>Product capacity</b>  <b>Speed upwards</b>  <b>Noise level</b>	Height adjustable 300 mm  Maximum load: 100 kg, this includes the weight of the worktop. The load must be evenly distributed. Speed up mm: 20 mm/s Speed down mm: 20 mm/s  45 dB
<b>Materials</b>  <b>Ergonomy</b>	Lifting columns: Powder-coated steel Cross brace: Aluminium Brackets: Powder-coated steel  <p>An electric height-adjustable kitchen worktop is ideal in all situations where various users - both seated and standing - use the same kitchen. This is equally true in private homes as well as larger centres with common kitchen facilities such as group homes and care centres.</p>



<b>Product</b>	INDIVO lift for worktop 1001-1400 mm
<b>Item number</b>	RK1411202
<b>Features</b>	Lifts are height adjusted either via switches in the front edge or with a wired remote control.
<b>Actuator (motor)</b>	DL17 Deskline (Linak) 70N, IP20
<b>Control box</b>	CBD6S (Linak) IP20
<b>Wired remote control</b>	HB53 (Linak), IPX1
<b>Power consumption (maximum load)</b>	Power consumption by maximum load, watt: 300 W Power consumption by standby: 2 W
<b>Warranty</b>	Pressalit makes a commitment to remedy material and manufacturing defects for a period of three years from the invoicing date.



<b>Product</b>	INDIVO lift for worktop 1001-1400 mm
<b>Item number</b>	RK1411202
<b>Cleaning</b>	<p>INDIVO lift for kitchen worktop The product is to be cleaned with hot water or a mild soapy cleaning agent. Do not use chlorine based, corrosive or abrasive cleaners as it may result in the surface being damaged.</p> <p>The following cleaning agents have been tested by Pressalit and may be used, as long as they are diluted according to the instructions on the container.</p> <p><b>DISINFECTANTS:</b> Clinimax Difficil-S Erisan OXY+ Sprit (husholdningsprit) Suma Bac D10 Virkon Rodalon Desinfektionsspray Lysoformin Spezial CaviCide Sufanios Premium Tvättsprit 70%</p> <p><b>NON-DISINFECTANTS:</b> Suma Star free D1 Taski 100 Taski 200 Milizid Citro</p> <p>The product must be wiped down with a soft rag wrung out in clear water immediately after cleaning, as some materials may otherwise be discolored and stained, and the surface coating may deteriorate.</p> <p><b>DECALCIFICATION OF ALUMINUM PARTS:</b> Pressalit recommends that chalky deposits be removed from wall tracks and other aluminum parts using a solution of three parts 30% acetic acid to seven parts tap water. When the aluminum parts have been washed down with this solution, the parts must be wiped over with a damp cloth wrung out in clear water.</p>
<b>WEEE</b>	Please enquire of your local Pressalit subsidiary or distributor (in countries where there is no subsidiary) that will arrange for recycling of electronic waste in accordance with the WEEE directive.



PRESSALIT®

<b>Product</b>	INDIVO lift for worktop 1001-1400 mm
<b>Item number</b>	RK1411202
<b>Declaration of conformity</b>	<p>CE UK RoHS_LVD EMC This product is in compliance with relevant requirements in:</p> <ul style="list-style-type: none"><li>- the RoHS Directive 2011/65/EU</li><li>- the EMC Directive 2014/30/EU</li><li>- the Low Voltage Directive 2014/35/EU.</li></ul> <p>Furthermore, for the UK, in compliance with relevant requirements in:</p> <ul style="list-style-type: none"><li>- The Restriction of the Use of Certain Hazardous Substances in Electrical and Electronic Equipment Regulations 2012</li><li>- The Electromagnetic Compatibility Regulations 2016</li><li>- The Electrical Equipment (Safety) Regulations 2016</li></ul>

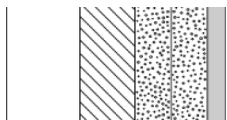
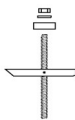



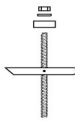



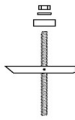




<b>Product</b>	INDIVO lift for worktop 1001-1400 mm
<b>Item number</b>	RK1411202

## Installation in different wall types

	<p><b>Concrete &gt;B25</b>  V8607 - Mounting kit, 9 coach screws Ø10 x 70 - plugs SX12.  To be ordered separately.</p>	
	<p><b>Solid Brick &gt;= Mz12</b>  V8607 - Mounting kit, 9 coach screws Ø10 x 70 - plugs SX12.  To be ordered separately.</p>	
	<p><b>Solid Sand Lime Brick &gt;= Hlz12</b>  V8607 - Mounting kit, 9 coach screws Ø10 x 70 - plugs SX12.  To be ordered separately.</p>	
	<p><b>Aerated Concrete P4</b>  V8657 - Mounting kit, 9 coach screws Ø10 x 70 - plugs GB14.  To be ordered separately.</p>	
	<p><b>Drywall (2 x 12,5 mm) water-resistant, re-enforced with wood</b>  V8607 - Mounting kit, 9 coach screws Ø10 x 70 - plugs SX12. NB! Plugs are not needed.  To be ordered separately.</p>	



<b>Product</b> <b>Item number</b>	INDIVO lift for worktop 1001-1400 mm RK1411202
	<b>Drywall (2 x 12,5 mm) water-resistant, re-enforced with 22 mm plywood</b> Wall fasteners (9 pcs) must be bought separately, for drywall it is possible to use e.g. fischer KD8 toggles or similar.   
	<b>Drywall (2 x 12,5 mm) water-resistant, re-enforced with steel plates (2 mm)</b> Wall fasteners (9 pcs) must be bought separately, for drywall it is possible to use e.g. fischer KD8 toggles or similar.   
	<b>Drywall (2 x 12,5 mm) water-resistant</b> Wall fasteners (9 pcs) must be bought separately, for drywall it is possible to use e.g. fischer KD8 toggles or similar.   

It is the responsibility of the installer to ensure that suitable wall fasteners are used.