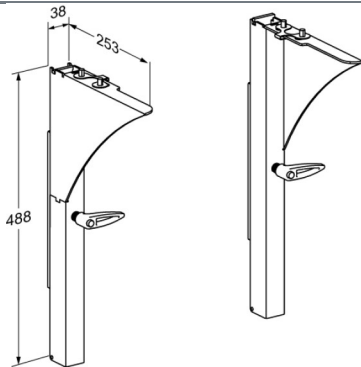




<b>Product</b> <b>Item number</b>	MATRIX supports for wash basin, 200 mm height adjustable R2015182
<b>Colour</b>	<p>           VVS:636858810            NRF:6132552            EAN:5708590329345            HMI: 106240            NBS:N13:30,335            FDA:ILW/D142473            Pale grey         </p> 
<b>Product description</b>	<p>           MATRIX supports are the low cost solution for MATRIX MEDIUM and ANGLE wash basins.            They are available in a manually height adjustable version, which is suitable for infrequent adjustment.         </p> <p>           Wash basin brackets, set of 2 pcs. 200 mm height adjustable (Not for frequent adjustment).            Suitable for MEDIUM and ANGLE wash basins with integrated handrails.            Recommendation: Flexible feed and waste system R2067/R2065. (UK markets R2077/R2075).            Excl. mounting kit.         </p>
<b>Adjustability</b> <b>Adjustment height</b> <b>Product capacity</b>	<p>           Height adjustable            200 mm         </p> <p>           Maximum user weight (MUM): 160 kg.            Maximum load (SWL): 150 kg.            Suitable for wash basins weighing no more than 30 kg.            When the wash basin is loaded with 150 kg, each wall fastener will be carrying 30 kg.  <i>Wash basin brackets need to be able to carry the weight of the wash basin, as well as support the weight of the person who is leaning against the wash basin or who is using the wash basin to rise from seated position.</i>  <b>Neither wash basin nor wash basin bracket are intended to carry the full body weight of a person, and the test methods applicable to wash basin brackets reflect this: ISO 17966 prescribes a static test on the front edge of the wash basin at 75% of maximum user weight, i.e. when the maximum load on a wash basin bracket is given as 150 kg and the wash basin weighs 30 kg, it is – according to ISO 17966 – the equivalent of a user weighing 160 kg leaning on the front edge of the wash basin.</b> </p>



# PRESSALIT®


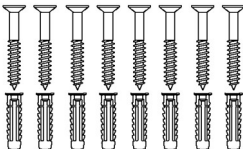

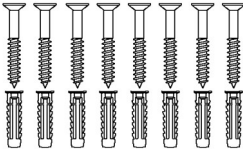

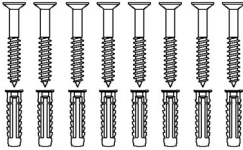



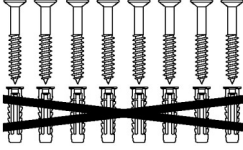
<b>Product</b>	MATRIX supports for wash basin, 200 mm height adjustable
<b>Item number</b>	R2015182
<b>Materials</b>	Powder coated stainless steel
<b>Warranty</b>	Pressalit makes a commitment to remedy material and manufacturing defects for a period of five years from the invoicing date.
<b>Cleaning</b>	<p>VALUE &amp; MATRIX wash basin brackets</p> <p>The product is to be cleaned with hot water or a mild soapy cleaning agent. Do not use corrosive or abrasive cleaners as it may result in the surface being damaged.</p> <p>For surface disinfection, chlorine-based disinfectants may be used according to the product specification and safety precautions for these products.</p> <p>The following cleaning agents have been tested by Pressalit and may be used, as long as they are diluted according to the instructions on the container.</p> <p><b>DISINFECTANTS:</b></p> <p>Clinimax Difficil-S Erisan OXY+ Sprit (husholdningssprit) Suma Bac D10 Virkon Rodalon Desinfektionsspray Lysoformin Spezial CaviCide Sufanios Premium Tvättsprit 70%</p> <p><b>NON-DISINFECTANTS:</b></p> <p>Suma Star free D1 Taski 100 Taski 200 Milizid Citro</p> <p>The product must be wiped down with a soft rag wrung out in clear water immediately after cleaning, as some materials may otherwise be discolored and stained, and the surface coating may deteriorate.</p>
<b>Declaration of conformity</b>	<p>CE UK MDR This product is in compliance with all relevant requirements of:</p> <p>- Regulation (EU) 2017/745 on medical devices.</p> <p><b>For the UK:</b> - Medical Device Regulation (MDR) 2002 on medical devices.</p>









PRESSALIT®

<b>Product</b>	MATRIX supports for wash basin, 200 mm height adjustable
<b>Item number</b>	R2015182

## Installation in different wall types

	<p><b>Concrete &gt;B25</b></p> <p>V8601 - Mounting kit, 8 coach screws Ø6 x 70 - plugs SX8. To be ordered separately.</p> 
	<p><b>Solid Brick &gt;= Mz12</b></p> <p>V8601 - Mounting kit, 8 coach screws Ø6 x 70 - plugs SX8. To be ordered separately.</p> 
	<p><b>Solid Sand Lime Brick &gt;= Hlz12</b></p> <p>V8601 - Mounting kit, 8 coach screws Ø6 x 70 - plugs SX8. To be ordered separately.</p> 
	<p><b>Aerated Concrete P4</b></p> <p>It is not recommended to install this product in aerated concrete.</p> 
	<p><b>Drywall (2 x 12,5 mm) water-resistant, re-enforced with wood</b></p> <p>V8601 - Mounting kit, 8 coach screws Ø6 x 70 - plugs SX8. NB! Plugs are not needed. To be ordered separately.</p> 



Product Item number	MATRIX supports for wash basin, 200 mm height adjustable R2015182	
	<b>Drywall (2 x 12,5 mm) water-resistant, re-enforced with 22 mm plywood</b> Mounting in this wall type is not recommended - risk of fatal injury to persons and walls.	
	<b>Drywall (2 x 12,5 mm) water-resistant, re-enforced with steel plates (2 mm)</b> Mounting in this wall type is not recommended - risk of fatal injury to persons and walls.	
	<b>Drywall (2 x 12,5 mm) water-resistant</b> Mounting in this wall type is not recommended - risk of fatal injury to persons and walls.	

It is the responsibility of the installer to ensure that suitable wall fasteners are used.