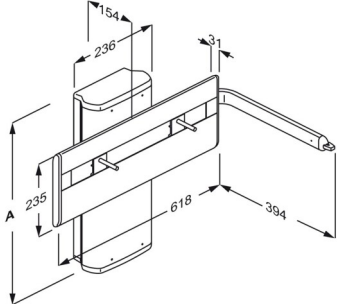




<p>Product Item number</p>	<p>PLUS wash basin bracket with lever control, electrically height adjustable R4750</p>
<p>Product description</p>	<p>VVS:654003110 NRF:6132534 RSK:7972592 EAN:5708590309309 HMI: 71761 NBS:N13:30,335</p>  <p>PLUS wash basin brackets are available in electrically, pneumatically and manually height adjustable versions. They are suitable for wall-mounting or for fitting to Pressalit PLUS wall tracks.</p> <p>PLUS wash basin bracket, wall-mounted. Electrically height adjustable 300 mm with lever control. Lever control is placed at the front of the wash basin, it can be used as a towel rail and can be placed on either side of the wash basin. Recommendation: flexible feed/waste system R2065/R2067 (UK markets R2071/R2075). Incl. fixing bolts for wash basin (Recommended with MATRIX SMALL and MATRIX CURVE/NEW CURVE wash basins). Materials: Aluminium and ABS polymer. Excl. mounting kit.</p>
<p>Adjustability Adjustment height</p>	<p>Height adjustable 300 mm</p>



Product	PLUS wash basin bracket with lever control, electrically height adjustable
Item number	R4750
Product capacity	<p>Maximum load: 100 kg. Suitable for wash basins weighing no more than 22 kg. When the wash basin is loaded with 100 kg, each wall fastener will be carrying 42 kg. <i>Wash basin brackets need to be able to carry the weight of the wash basin, as well as support the weight of the person who is leaning against the wash basin or who is using the wash basin to rise from seated position.</i></p> <p>Neither wash basin nor wash basin bracket are intended to carry the full body weight of a person, and the test methods applicable to wash basin brackets reflect this: ISO 17966 prescribes a static test on the front edge of the wash basin at 75% of maximum user weight, i.e. when the maximum load on a wash basin bracket is given as 100 kg and the wash basin weighs 22 kg, it is – according to ISO 17966 – the equivalent of a user weighing 104 kg leaning on the front edge of the wash basin.</p>
Speed upwards	Speed up mm: 20 mm/s Speed down mm: 23 mm/s
Noise level	45 dB
Materials	The wash basin bracket is primarily made of 10-micrometre anodized aluminium. The ends of the bracket cover are capped with ABS polymer. The bracket is available with a lever control consisting of an ABS polymer switch at the end of an anodized aluminium arm.
Ergonomy	The height of the wash basin is easily adjusted by means of the lever control. The wash basin bracket suits all types of bolt-mounted wash basin. Its rounded, sleek design greatly facilitates cleaning.
Features	The arm that holds the lever control can function as a towel rail. The lever control can be placed on the right- or left-hand side of the wash basin. An independant user will be able to make the necessary adjustments to an electrically operated wash basin bracket themselves without any problems.
Mains connection (V)	230
Actuator (motor)	LA40 (Linak) 4000N, IPX6
Control box	SMPS14002
Power consumption (maximum load)	Power consumption by maximum load, watt: 75 W Power consumption by standby: 1,5 W
Warranty	Pressalit makes a commitment to remedy material and manufacturing defects for a period of five years from the invoicing date.



Product	PLUS wash basin bracket with lever control, electrically height adjustable
Item number	R4750
Cleaning	<p>PLUS & SELECT wash basin brackets The product is to be cleaned with hot water or a mild soapy cleaning agent. Do not use chlorine based, corrosive or abrasive cleaners as it may result in the surface being damaged.</p> <p>The following cleaning agents have been tested by Pressalit and may be used, as long as they are diluted according to the instructions on the container.</p> <p>DISINFECTANTS: Clinimax Difficil-S Erisan OXY+ Sprit (husholdningsprit) Suma Bac D10 Virkon Rodalon Desinfektionsspray Lysoformin Spezial CaviCide Sufanios Premium Tvättsprit 70%</p> <p>NON-DISINFECTANTS: Suma Star free D1 Taski 100 Taski 200 Milizid Citro</p> <p>The product must be wiped down with a soft rag wrung out in clear water immediately after cleaning, as some materials may otherwise be discolored and stained, and the surface coating may deteriorate.</p> <p>DECALCIFICATION OF ALUMINUM PARTS: Pressalit recommends that chalky deposits be removed from wall tracks and other aluminum parts using a solution of three parts 30% acetic acid to seven parts tap water. When the aluminum parts have been washed down with this solution, the parts must be wiped over with a damp cloth wrung out in clear water.</p>
Declaration of conformity	<p>CE UK MDR-MASK-RoHS This product is in compliance with all relevant requirements of:</p> <ul style="list-style-type: none">- Regulation (EU) 2017/745 on medical devices- Council Directive 2006/42/EC on machinery- Council Directive 2011/65/EC on RoHS. For the UK:- Medical Device Regulation (MDR) 2002 on medical devices.- Supply of Machinery (Safety) Regulations 2008- Restriction of the Use of Certain Hazardous Substances in Electrical and Electronic Equipment Regulations 2012.




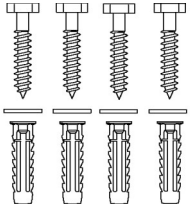

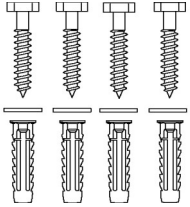
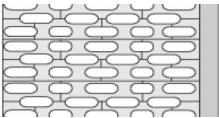
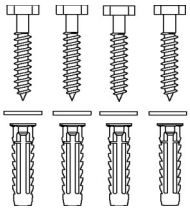

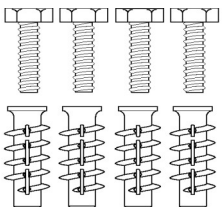

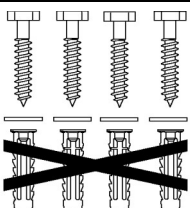
PRESSALIT®

Product	PLUS wash basin bracket with lever control, electrically height adjustable
Item number	R4750
Manufacturer	Pressalit A/S, Pressalitvej 1, 8680 Ry, Denmark

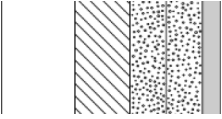
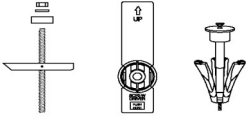

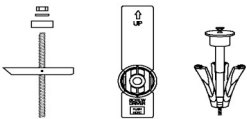



Product	PLUS wash basin bracket with lever control, electrically height adjustable
Item number	R4750

Installation in different wall types

	<p>Concrete >B25</p> <p>V8603 - Mounting kit, 4 coach screws Ø8 x 70, plugs SX10. To be ordered separately.</p>	
	<p>Solid Brick >= Mz12</p> <p>V8603 - Mounting kit, 4 coach screws Ø8 x 70, plugs SX10. To be ordered separately.</p>	
	<p>Solid Sand Lime Brick >= Hlz12</p> <p>V8603 - Mounting kit, 4 coach screws Ø8 x 70, plugs SX10. To be ordered separately.</p>	
	<p>Aerated Concrete P4</p> <p>V8653 - Mounting kit, 4 bolts M8 x 35, plugs FTP M 8. To be ordered separately.</p>	
	<p>Drywall (2 x 12,5 mm) water-resistant, re-enforced with wood</p> <p>V8603 - Mounting kit, 4 coach screws Ø8 x 70, plugs SX10. NB! Plugs are not needed. To be ordered separately.</p>	



Product Item number	PLUS wash basin bracket with lever control, electrically height adjustable R4750
	Drywall (2 x 12,5 mm) water-resistant, re-enforced with 22 mm plywood Wall fasteners (4 pcs) must be bought separately, for drywall it is possible to use e.g. fischer KD8 toggles or similar. 
	Drywall (2 x 12,5 mm) water-resistant, re-enforced with steel plates (2 mm) Wall fasteners (4 pcs) must be bought separately, for drywall it is possible to use e.g. fischer KD8 toggles or similar. 
	Drywall (2 x 12,5 mm) water-resistant Wall fasteners (4 pcs) must be bought separately, for drywall it is possible to use e.g. fischer KD8 toggles or similar. 