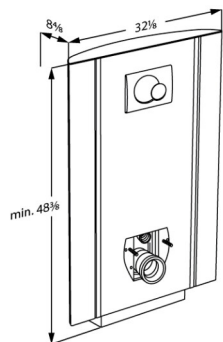




# PRESSALIT®

<b>Product</b> <b>Item number</b>	SELECT TL2 toilet lifter with side profiles, for wall outlet R8342112
<b>Color</b>	EAN:5708590339733 FDA:IKX/D319729  Anthracite gray
<b>Product description</b>	 <p>The aim is to make it as easy as possible for users to get on and off the toilet during daily use. The aim is also to make the carer's work easier, and make the process comfortable and dignified for the user.</p> <p><b>Please contact Pressalit for more information about compatible toilet bowls for Pressalit SELECT toilet lifters</b></p> <p>SELECT TL2 toilet lifter, 15.8" electrically height adjustable with wired hand control. Incl. cistern with dual flushing system preset at 3/6 liters. Toilet pan and toilet seat to be ordered separately. The integral vertical side profiles allow for addition of PLUS support arms. For wall-outlet. Materials: Anodised aluminium and polystyrene (PS). Excl. mounting kit.</p>
<b>Adjustability</b>	Height adjustable
<b>Adjustment height</b>	15,76 inch
<b>Product capacity</b>	Maximum user weight: 440 lbs. Maximum load: 518 lbs. (user weight + accessories). When the toilet lifter is loaded with 518 lbs, each wall fastener is loaded with 143 lbs. <i>The toilet lifter has been tested statically with 1320 lbs, which is a requirement according to the applied assistive products standards. Please note that most toilets compatible with this lifter have been tested up to 880 lbs.</i>
<b>Speed up</b>	Speed up: 0,47 inch/s Speed down: 0,47 inch/s
<b>Noise level</b>	48 dB



# PRESSALIT®

<b>Product</b>	SELECT TL2 toilet lifter with side profiles, for wall outlet
<b>Item number</b>	R8342112
<b>Materials</b>	Anodized aluminium. The front plates are made of polystyrene (PS). Top plate in compact laminate. <i>Flammability-tested (ISO 8191-1 and ISO 8191-2). Test report available.</i>
<b>Ergonomy</b>	Toilet lifters are available in three different colors to match many bathroom decors. Also helping to create a soothing color palette in the room. A minimum of grooves, slots and holes makes cleaning fast and effective, and also results in an attractive and exclusive design.
<b>Features</b>	The toilet lifter is available with a wired hand control which makes it easy for the user or caregiver to adjust the height. Seat height can be adjusted a full 15.8" from 16.7" to 32.5" – even while the user is sitting on the toilet.
<b>Mains connection (V)</b>	120
<b>Actuator (motor)</b>	LA31 Careline, (Linak), 4000N, IPX6
<b>Control box</b>	CB9 Careline, (Linak), IPX6
<b>Wired remote control</b>	HB7, (Linak) IP66
<b>Power consumption (maximum load)</b>	Power consumption by maximum load: 70 W Power consumption by standby: 2 W
<b>Warranty</b>	Pressalit makes a commitment to remedy material and manufacturing defects for a period of five years from the invoicing date.



# PRESSALIT®


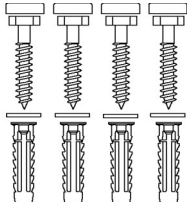

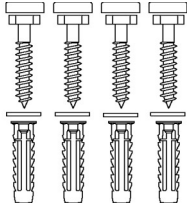

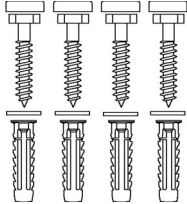

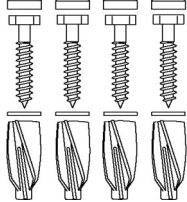

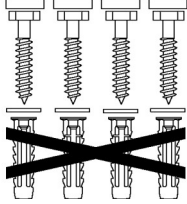
<b>Product</b>	SELECT TL2 toilet lifter with side profiles, for wall outlet
<b>Item number</b>	R8342112
<b>Cleaning</b>	<p>This product should be cleaned with hot water or a mild cleaning solution. Do not use chlorine based, corrosive or abrasive cleaners as it may result in the surface being damaged.</p> <p>The following cleaning agents have been tested by Pressalit and may be used, as long as they are diluted according to the instructions on the container.</p> <p><b>DISINFECTANTS:</b> Clinimax Difficil-S Erisan OXY+ Sprit (husholdningssprit) Suma Bac D10 Virkon Rodalon Desinfektionsspray Lysoformin Spezial CaviCide Sufanios Premium Tvättsprit 70%</p> <p><b>NON-DISINFECTANTS:</b> Suma Star free D1 Taski 100 Taski 200 Milizid Citro</p> <p>The product must be wiped down with a soft rag wrung out in clear water immediately after cleaning, as some materials may otherwise be discolored and stained, and the surface coating may deteriorate.</p> <p><b>DECALCIFICATION OF ALUMINUM PARTS:</b> Pressalit recommends that water deposits (Calcium, lime etc.) be removed from wall tracks and other aluminum parts using a solution of three parts of 30% acetic acid to seven parts tap water. When the aluminum parts have been washed down with this solution, the parts should be wiped over with a damp cloth wrung out in plain water.</p> <p>This product is solely intended for the US and Canada, and has no EU declaration of conformity.</p>
<b>Declaration of conformity</b>	



PRESSALIT®


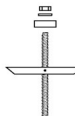


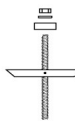



<b>Product</b>	SELECT TL2 toilet lifter with side profiles, for wall outlet
<b>Item number</b>	R8342112

## Mounting in different wall types

	<b>Concrete &gt;B25</b> V8605 - Mounting kit, 4 lag bolts Ø10 x 70, plugs SX12, with grey covers. To be ordered separately.	
	<b>Solid Brick &gt;= Mz12</b> V8605 - Mounting kit, 4 lag bolts Ø10 x 70, plugs SX12, with grey covers. To be ordered separately.	
	<b>Solid Sand Lime Brick &gt;= Hlz12</b> V8605 - Mounting kit, 4 lag bolts Ø10 x 70, plugs SX12, with grey covers. To be ordered separately.	
	<b>Aerated Concrete P4</b> V8655 - Mounting kit, 4 lag bolts Ø10 x 70, plugs GB14, with grey covers. To be ordered separately.	
	<b>Drywall (2 x 12,5 mm) water-resistant, re-enforced with wood</b> V8605 - Mounting kit, 4 lag bolts Ø10 x 70, plugs SX12, with white covers. NB! Plugs are not needed. To be ordered separately.	



# PRESSALIT®

<b>Product</b> <b>Item number</b>	SELECT TL2 toilet lifter with side profiles, for wall outlet R8342112		
	<b>Drywall (2 x 12,5 mm) water-resistant, re-enforced with 22 mm plywood</b> Wall fasteners (4 pcs) must be bought separately, for drywall it is possible to use e.g. SnapTight or WingIt anchors or similar.		
	<b>Drywall (2 x 12,5 mm) water-resistant, re-enforced with steel plates (.08 inch)</b> Wall fasteners (4 pcs) must be bought separately, for drywall it is possible to use e.g. SnapTight or WingIt anchors or similar.		
	<b>Drywall (2 x 12,5 mm) water-resistant</b> Mounting in this wall type is not recommended - risk of fatal injury to persons and walls.		

It is the responsibility of the installer to ensure that suitable wall fasteners are used.

[pressalit.com](http://pressalit.com)