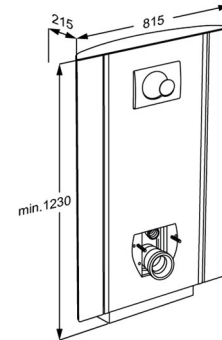




<b>Product</b>	SELECT toilet lifter, electrically height adjustable with wired hand control, for floor outlet
<b>Item number</b>	R8312000 VVS:617996400 NRF:6191027 EAN:5708590341514 HMI: 105974
<b>Colour</b>	White
<b>Product description</b>	<p>SELECT toilet lifter, 400 mm electrically height adjustable with wired hand control. Incl. cistern with dual flushing system preset at 3/6 litres. Toilet pan and toilet seat to be ordered separately.</p> <p>The integral vertical side profiles allow for addition of PLUS support arms. For floor-outlet. Excl. fixing kit. See Technical datasheet (pdf) for information on fixings suitable for various wall types.</p>
<b>Adjustability</b>	Height adjustable
<b>Adjustment height</b>	400 mm
<b>Product capacity</b>	<p>Maximum user mass: 200 kg. Maximum load: 235 kg. (user mass + accessories). When the toilet lifter is loaded with 235 kg, each wall fastener is loaded with 94 kg. <i>The toilet lifter has been tested statically with 600 kg, which is a requirement according to the applied assistive products standards. Please note that most toilet pans compatible with this lifter have been tested up to 400 kg.</i></p>
<b>Speed, upwards</b>	Speed up mm: 12 mm/s Speed down mm: 12 mm/s
<b>Noise level</b>	48 dB
<b>Materials</b>	The toilet lifter is mainly constructed of anodised aluminium. The front plate and the bottom plate are made of polystyrene (PS).
<b>Ergonomy</b>	Toilet lifters are available in three different colours which all harmonise with modern bathrooms, resulting in a comfortable and inviting toilet environment. Rounded corners and edges make cleaning quick and easy – there are no concealed edges or holes where dirt can hide.
<b>Features</b>	The toilet lifter is available with a wired hand control which makes it easy for the user or helper to adjust the height. Seat height can be adjusted a full 400 mm from 425 to 825 mm – even while the user is sitting on the toilet.










<b>Product</b>	SELECT toilet lifter, electrically height adjustable with wired hand control, for floor outlet
<b>Mains connection (V)</b>	230
<b>Actuator (motor)</b>	LA31 Careline, (Linak), 4000N, IPX6
<b>Control box</b>	CB9 Careline, (Linak), IPX6
<b>Wired remote control</b>	HB3 (Linak), IP66
<b>Power consumption (maximum load)</b>	Power consumption by maximum load: 70 W Power consumption by standby: 2 W
<b>Warranty</b>	Pressalit makes a commitment to remedy material and manufacturing defects for a period of five years from the invoicing date.
<b>Cleaning</b>	<p>SELECT toilet lifter. The product is to be cleaned with hot water or a mild soapy cleaning agent. Do not use chlorine based, corrosive or abrasive cleaners as it may result in the surface being damaged.</p> <p>The following cleaning agents have been tested by Pressalit and may be used, as long as they are diluted according to the instructions on the container.</p> <p><b>DISINFECTANTS:</b> Clinimax Difficil-S Erisan OXY+</p> <p><b>NON-DISINFECTANTS:</b> Suma Star free D1 Taski 100 Taski 200</p> <p>The product must be wiped down with a soft rag wrung out in clear water immediately after cleaning, as some materials may otherwise be discolored and stained, and the surface coating may deteriorate.</p> <p><b>DECALCIFICATION OF ALUMINUM PARTS:</b> Pressalit recommends that chalky deposits be removed from wall tracks and other aluminum parts using a solution of three parts 30% acetic acid to seven parts tap water. When the aluminum parts have been washed down with this solution, the parts must be wiped over with a damp cloth wrung out in clear water.</p>
<b>Declaration of conformity</b>	This product complies with the requirements of Council Directive 93/42/EEC concerning medical devices, as last amended by Council Directive 2007/47/EC of 5 September 2007. It also complies with all relevant requirements in the Council Directive 2006/42/EC (of 17 May 2006) on machinery and the Council Directive 2011/65/EC on RoHS.





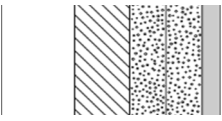
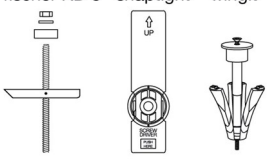

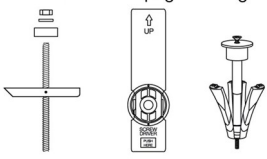


<b>Product</b>	SELECT toilet lifter, electrically height adjustable with wired hand control, for floor outlet
----------------	------------------------------------------------------------------------------------------------

## Installation in different wall types

	<b>Concrete &gt;B25</b> V8605 - Fixing kit, 4 coach screws Ø10 x 70, plugs SX12, with white screw covers. To be ordered separately.
	<b>Solid Brick &gt;= Mz12</b> V8605 - Fixing kit, 4 coach screws Ø10 x 70, plugs SX12, with white screw covers. To be ordered separately.
	<b>Solid Sand Lime Brick &gt;= Hlz12</b> V8605 - Fixing kit, 4 coach screws Ø10 x 70, plugs SX12, with white screw covers. To be ordered separately.
	<b>Aerated Concrete P4</b> V8655 - Fixing kit, 4 coach screws Ø10 x 70, plugs GB14, with white screw covers. To be ordered separately.
	<b>Drywall (2 x 12,5 mm) water-resistant, re-enforced with wood</b> V8605 - Fixing kit, 4 coach screws Ø10 x 70, plugs SX12, with white screw covers. NB! Plugs are not needed. To be ordered separately.





Product	SELECT toilet lifter, electrically height adjustable with wired hand control, for floor outlet	
	<p><b>Drywall (2 x 12,5 mm) water-resistant, re-enforced with 22 mm plywood</b></p> <p>Wall fasteners (4 pcs) must be bought separately, for drywall it is possible to use e.g. fischer KD8 toggles or similar.</p>	<p>fischer KD 8    snaptight    wingit</p> 
	<p><b>Drywall (2 x 12,5 mm) water-resistant, re-enforced with steel plates (2 mm)</b></p> <p>Wall fasteners (4 pcs) must be bought separately, for drywall it is possible to use e.g. fischer KD8 toggles or similar.</p>	<p>fischer KD 8    snaptight    wingit</p> 
	<p><b>Drywall (2 x 12,5 mm) water-resistant</b></p> <p>Mounting in this wall type is not recommended - risk of fatal injury to persons and walls.</p>	

It is the responsibility of the installer to ensure that suitable wall fasteners are used.

