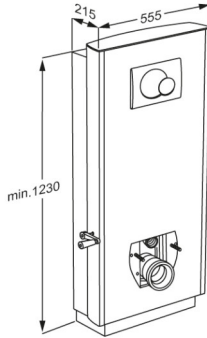




| | |
|---|--|
| Product Item number | SELECT TL1 toilet lifter, for floor outlet R8012000 |
| Colour | VVS:617991100 NRF:6191041 EAN:5708590345291 HMI: 105967 White |
| Product description |  <p>The aim is to make it as easy as possible for users to get on and off the toilet during daily use. The aim is also to make the carer's work easier, and make the process comfortable and dignified for the user.</p> <p>SELECT TL1 toilet lifter, 300 mm manually height adjustable, with crank handle. Incl. cistern with dual flushing system preset at 3/6 litres. Toilet pan and toilet seat to be ordered separately. For floor-outlet. Materials: Anodised aluminium and polystyrene (PS). Excl. mounting kit.</p> |
| Adjustability Adjustment height Product capacity | Height adjustable 300 mm Maximum user weight: 200 kg. Maximum load: 235 kg. (user weight + accessories). When the toilet lifter is loaded with 235 kg, each wall fastener is loaded with 65 kg. <i>The toilet lifter has been tested statically with 600 kg, which is a requirement according to the applied assistive products standards. Please note that most toilet pans compatible with this lifter have been tested up to 400 kg.</i> |
| Materials Ergonomy | Anodized aluminium. The front plates are made of polystyrene (PS). Top plate in compact laminate. <i>Flammability-tested (ISO 8191-1 and ISO 8191-2). Test report available.</i> Toilet lifters are available in three different colours which all harmonise with modern bathrooms, resulting in a comfortable and inviting toilet environment. A minimum of grooves, slots and holes makes cleaning fast and effective, and also results in an attractive and exclusive design. |



PRESSALIT®











| | |
|--|--|
| Product Item number | SELECT TL1 toilet lifter, for floor outlet R8012000 |
| Features | <p>The toilet can be raised and lowered using the crank handle. The crank handle can be positioned on either side of the lifter – without the need for tools.</p> <p>It is possible to adjust the height of the toilet lifter using an electric drill as an alternative to the crank handle.</p> <p>The toilet can be adjusted 300 mm, from 425 mm to 725 mm in height , so the height can always be perfectly matched to mobility aids such as a wheelchair.</p> |
| Warranty Cleaning | <p>Pressalit makes a commitment to remedy material and manufacturing defects for a period of five years from the invoicing date.</p> <p>SELECT TL1/TL2 toilet lifter.</p> <p>The product is to be cleaned with hot water or a mild soapy cleaning agent. Do not use chlorine based, corrosive or abrasive cleaners as it may result in the surface being damaged.</p> <p>The following cleaning agents have been tested by Pressalit and may be used, as long as they are diluted according to the instructions on the container.</p> <p>DISINFECTANTS: Clinimax Difficil-S Erisan OXY+</p> <p>NON-DISINFECTANTS: Suma Star free D1 Taski 100 Taski 200</p> <p>The product must be wiped down with a soft rag wrung out in clear water immediately after cleaning, as some materials may otherwise be discolored and stained, and the surface coating may deteriorate.</p> <p>DECALCIFICATION OF ALUMINUM PARTS: Pressalit recommends that chalky deposits be removed from wall tracks and other aluminum parts using a solution of three parts 30% acetic acid to seven parts tap water. When the aluminum parts have been washed down with this solution, the parts must be wiped over with a damp cloth wrung out in clear water.</p> |
| Declaration of conformity | <p>CE UK MDR-MASK This product is in compliance with all relevant requirements of:</p> <ul style="list-style-type: none">- Regulation (EU) 2017/745 on medical devices- Council Directive 2006/42/EC on machinery <p>For the UK:</p> <ul style="list-style-type: none">- Medical Device Regulation (MDR) 2002 on medical devices.- Supply of Machinery (Safety) Regulations 2008 |



PRESSALIT®









| | |
|--------------------|--|
| Product | SELECT TL1 toilet lifter, for floor outlet |
| Item number | R8012000 |

Installation in different wall types

| | | |
|---|---|---|
|  | Concrete >B25 V8605 - Mounting kit, 4 coach screws Ø10 x 70, plugs SX12, with grey screw covers. To be ordered separately. |  |
|  | Solid Brick >= Mz12 V8605 - Mounting kit, 4 coach screws Ø10 x 70, plugs SX12, with grey screw covers. To be ordered separately. |  |
|  | Solid Sand Lime Brick >= Hlz12 V8605 - Mounting kit, 4 coach screws Ø10 x 70, plugs SX12, with grey screw covers. To be ordered separately. |  |
|  | Aerated Concrete P4 V8655 - Mounting kit, 4 coach screws Ø10 x 70, plugs GB14, with grey screw covers. To be ordered separately. |  |
|  | Drywall (2 x 12,5 mm) water-resistant, re-enforced with wood V8605 - Mounting kit, 4 coach screws Ø10 x 70, plugs SX12, with white screw covers. NB! Plugs are not needed. To be ordered separately. |  |



PRESSALIT®

| | | | |
|---|--|---|---|
| Product Item number | SELECT TL1 toilet lifter, for floor outlet R8012000 | | |
|  | Drywall (2 x 12,5 mm) water-resistant, re-enforced with 22 mm plywood Wall fasteners (4 pcs) must be bought separately, for drywall it is possible to use e.g. fischer KD8 toggles or similar. |  |  |
|  | Drywall (2 x 12,5 mm) water-resistant, re-enforced with steel plates (2 mm) Wall fasteners (4 pcs) must be bought separately, for drywall it is possible to use e.g. fischer KD8 toggles or similar. |  |  |
|  | Drywall (2 x 12,5 mm) water-resistant Mounting in this wall type is not recommended - risk of fatal injury to persons and walls. |  | |

It is the responsibility of the installer to ensure that suitable wall fasteners are used.

pressalit.com