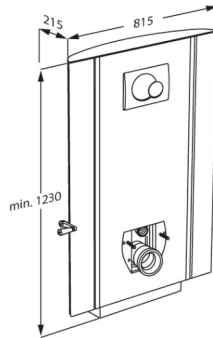




| | |
|---|---|
| Product Item number | SELECT TL2 toilet lifter with side profiles, for wall outlet R8122000 |
| Colour | VVS:617990500 NRF:6191038 EAN:5708590345383 HMI: 105970 White |
| Product description |  <p>The aim is to make it as easy as possible for users to get on and off the toilet during daily use. The aim is also to make the carer's work easier, and make the process comfortable and dignified for the user.</p> <p>SELECT TL2 toilet lifter, 300 mm manually height adjustable, with crank handle. Incl. cistern with dual flushing system preset at 3/6 litres. Toilet pan and toilet seat to be ordered separately. The integral vertical side profiles allow for addition of PLUS support arms. For wall-outlet. Materials: Anodised aluminium and polystyrene (PS). Excl. mounting kit.</p> |
| Adjustability Adjustment height Product capacity | Height adjustable 300 mm Maximum user weight: 200 kg. Maximum load: 235 kg. (user weight + accessories). When the toilet lifter is loaded with 235 kg, each wall fastener is loaded with 65 kg. <i>The toilet lifter has been tested statically with 600 kg, which is a requirement according to the applied assistive products standards. Please note that most toilet pans compatible with this lifter have been tested up to 400 kg.</i> |
| Materials Ergonomy | Anodized aluminium. The front plates are made of polystyrene (PS). Top plate in compact laminate. <i>Flammability-tested (ISO 8191-1 and ISO 8191-2). Test report available.</i> Toilet lifters are available in three different colours which all harmonise with modern bathrooms, resulting in a comfortable and inviting toilet environment. A minimum of grooves, slots and holes makes cleaning fast and effective, and also results in an attractive and exclusive design. |















PRESSALIT®

| | |
|--------------------|--|
| Product | SELECT TL2 toilet lifter with side profiles, for wall outlet |
| Item number | R8122000 |

Installation in different wall types

| | | |
|---|---|---|
|  | Concrete >B25 V8605 - Mounting kit, 4 coach screws Ø10 x 70, plugs SX12, with grey screw covers. To be ordered separately. |  |
|  | Solid Brick >= Mz12 V8605 - Mounting kit, 4 coach screws Ø10 x 70, plugs SX12, with grey screw covers. To be ordered separately. |  |
|  | Solid Sand Lime Brick >= Hlz12 V8605 - Mounting kit, 4 coach screws Ø10 x 70, plugs SX12, with grey screw covers. To be ordered separately. |  |
|  | Aerated Concrete P4 V8655 - Mounting kit, 4 coach screws Ø10 x 70, plugs GB14, with grey screw covers. To be ordered separately. |  |
|  | Drywall (2 x 12,5 mm) water-resistant, re-enforced with wood V8605 - Mounting kit, 4 coach screws Ø10 x 70, plugs SX12, with white screw covers. NB! Plugs are not needed. To be ordered separately. |  |



PRESSALIT®

| | |
|--------------------------------------|---|
| Product Item number | SELECT TL2 toilet lifter with side profiles, for wall outlet R8122000 |
| | <p>Drywall (2 x 12,5 mm) water-resistant, re-enforced with 22 mm plywood</p> <p>Wall fasteners (4 pcs) must be bought separately, for drywall it is possible to use e.g. fischer KD8 toggles or similar.</p> |
| | <p>Drywall (2 x 12,5 mm) water-resistant, re-enforced with steel plates (2 mm)</p> <p>Wall fasteners (4 pcs) must be bought separately, for drywall it is possible to use e.g. fischer KD8 toggles or similar.</p> |
| | <p>Drywall (2 x 12,5 mm) water-resistant</p> <p>Mounting in this wall type is not recommended - risk of fatal injury to persons and walls.</p> |

It is the responsibility of the installer to ensure that suitable wall fasteners are used.

pressalit.com

Pressalit A/S
 Pressalitvej 1
 DK-8680 Ry
 Tel.: +45 8788 8788
 Fax: +45 8788 8789
 E-mail: pressalit@pressalit.com

PRESSALIT®