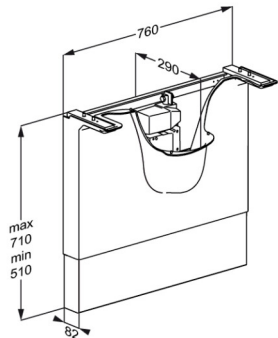




PRESSALIT®

Product Item number	<p>MATRIX powered basin unit, right-facing, height adjustable</p> <p>R4855000</p>
Colour	<p>EAN:5708590349725</p> <p>White</p> 
Product description	<p>MATRIX brackets are tailor made for MATRIX wash basins. They are available in electrically and manually height adjustable versions, as well as fixed versions, all of them with a hygienic cover to conceal the plumbing installations.</p> <p>MATRIX wash basin bracket, right-facing, wall-mounted, with white installation cover and incl. concealed feed and waste system. Electrically height adjustable 200 mm with operating buttons in front edge of wash basin. Incl. fixing bolts for wash basin (Can only be used with MATRIX ANGLE DEEP wash basins, R2150/R2151). Materials: Powder-coated stainless steel and PMMA. Excl. mounting kit.</p>
Adjustability Adjustment height Product capacity	<p>Height adjustable</p> <p>200 mm</p> <p>Maximum user weight (MUM): 160 kg. Maximum load (SWL): 150 kg. Suitable for wash basins that weigh 30 kg. When the wash basin is loaded with 150 kg, each wall fastener will be carrying 60 kg. <i>Wash basin brackets need to be able to carry the weight of the wash basin, as well as support the weight of the person who is leaning against the wash basin or who is using the wash basin to rise from seated position.</i> <i>Neither wash basin nor wash basin brackets are intended to carry a person, and the test methods applicable to wash basin brackets reflect this: ISO 17966 prescribes a static test on the front edge of the wash basin at 75% of maximum user weight, i.e. when the maximum load on a wash basin bracket is given as 150 kg and the wash basin weighs 30 kg, it is – according to ISO 17966 – the equivalent of a user weighing 160 kg leaning on the front edge of the wash basin.</i></p>



PRESSALIT®

Product	MATRIX powered basin unit, right-facing, height adjustable
Item number	R4855000
Speed upwards	Speed up mm: 11,75 mm/s Speed down mm: 11,75 mm/s
Noise level	48 dB
Materials	Powder-coated stainless steel and PMMA.
Mains connection (V)	230
Actuator (motor)	LA31 Careline (Linak), 1500N, IPX6
Control box	CB9 Careline (Linak), IPX6
Power consumption (maximum load)	Power consumption by maximum load, watt: 70 W Power consumption by standby: 1,5 W
Warranty	Pressalit makes a commitment to remedy material and manufacturing defects for a period of five years from the invoicing date.



Product	MATRIX powered basin unit, right-facing, height adjustable
Item number	R4855000
Cleaning	<p>VALUE & MATRIX wash basin brackets.</p> <p>The product is to be cleaned with hot water or a mild soapy cleaning agent. Do not use corrosive or abrasive cleaners as it may result in the surface being damaged.</p> <p>For surface disinfection, chlorine-based disinfectants may be used according to the product specification and safety precautions for these products.</p> <p>The following cleaning agents have been tested by Pressalit and may be used, as long as they are diluted according to the instructions on the container.</p> <p>DISINFECTANTS:</p> <p>Clinimax Difficil-S Erisan OXY+ Sprit (husholdningsprit) Suma Bac D10 Virkon Rodalon Desinfektionsspray Lysoformin Spezial CaviCide Sufanios Premium Tvättsprit 70%</p> <p>NON-DISINFECTANTS:</p> <p>Suma Star free D1 Taski 100 Taski 200 Milizid Citro</p> <p>The product must be wiped down with a soft rag wrung out in clear water immediately after cleaning, as some materials may otherwise be discolored and stained, and the surface coating may deteriorate.</p>
Declaration of conformity	<p>UK MDR-MASK-RoHS This product is in compliance with all relevant requirements of:</p> <ul style="list-style-type: none">- Medical Device Regulation (MDR) 2002 on medical devices.- Supply of Machinery (Safety) Regulations 2008- Restriction of the Use of Certain Hazardous Substances in Electrical and Electronic Equipment Regulations 2012.



PRESSALIT®










Product	MATRIX powered basin unit, right-facing, height adjustable
Item number	R4855000

Installation in different wall types

	Concrete >B25 V8605 - Mounting kit, 4 coach screws Ø10 x 70, plugs SX12, with grey screw covers. To be ordered separately.	
	Solid Brick >= Mz12 V8605 - Mounting kit, 4 coach screws Ø10 x 70, plugs SX12, with grey screw covers. To be ordered separately.	
	Solid Sand Lime Brick >= Hlz12 V8605 - Mounting kit, 4 coach screws Ø10 x 70, plugs SX12, with grey screw covers. To be ordered separately.	
	Aerated Concrete P4 V8655 - Mounting kit, 4 coach screws Ø10 x 70, plugs GB14, with grey screw covers. To be ordered separately.	
	Drywall (2 x 12,5 mm) water-resistant, re-enforced with wood V8605 - Mounting kit, 4 coach screws Ø10 x 70, plugs SX12, with white screw covers. NB! Plugs are not needed. To be ordered separately.	



PRESSALIT®

Product Item number	MATRIX powered basin unit, right-facing, height adjustable R4855000		
	Drywall (2 x 12,5 mm) water-resistant, re-enforced with 22 mm plywood Wall fasteners (4 pcs) must be bought separately, for drywall it is possible to use e.g. fischer KD8 toggles or similar.		
	Drywall (2 x 12,5 mm) water-resistant, re-enforced with steel plates (2 mm) Wall fasteners (4 pcs) must be bought separately, for drywall it is possible to use e.g. fischer KD8 toggles or similar.		
	Drywall (2 x 12,5 mm) water-resistant Wall fasteners (4 pcs) must be bought separately, for drywall it is possible to use e.g. fischer KD8 toggles or similar.		

It is the responsibility of the installer to ensure that suitable wall fasteners are used.

pressalit.com

Pressalit A/S
 Pressalitvej 1
 DK-8680 Ry
 Tel.: +45 8788 8788
 Fax: +45 8788 8789
 E-mail: pressalit@pressalit.com

PRESSALIT®