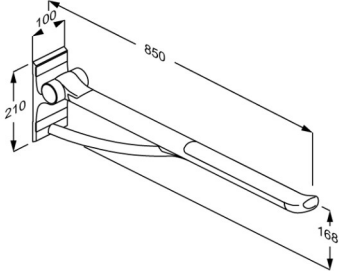




<p><b>Product</b> <b>Item number</b></p>	<p>PLUS support arm with integrated counter-balance, 850 mm R360085277</p>
<p><b>Colour</b>  <b>Product description</b></p>	<p>NRF:6191076 EAN:5708590367965 HMI: 123553 FDA: ILS/D135866</p>  <p>Lime green</p> <p>All PLUS support arms come with an integrated counter-balance, which ensures a controlled movement between horizontal and vertical positions. Suitable for use with toilet pans projecting 700 mm or floor standing toilets. <i>Replaces discontinued models R3085 and RF085.</i></p> <p>PLUS support arm, counter-balanced. Projection 850 mm, ergonomically shaped to provide a clear sense of where the support arm ends. For fixed mounting. Foldable. Materials: The arms are constructed of 10-micrometre anodized aluminium, with a non-slip gripping surface made of soft SEBS incorporating a glass-reinforced nylon core Excl. mounting kit.</p>
<p><b>Adjustability</b> <b>Product capacity</b></p>	<p>Fixed mounting</p> <p>Maximum load: 150 kg. When the support arm is loaded with 150 kg, each wall fastener is loaded with 196 kg.</p> <p><i>PLUS support arms have been tested statically with 700 kg (close to the wall), 425 kg (in the middle) and 225 kg (the outermost point).</i></p>
<p><b>Materials</b></p>	<p>The arms are primarily constructed in 10-micrometre anodized aluminium, with a non-slip gripping surface at the end made of soft SEBS and incorporating a glass-reinforced nylon core. The hinge arm is also made of soft SEBS. Internal components and fasteners are primarily made of stainless steel. The hinge barrel is capped with ABS polymer.</p>



# PRESSALIT®

<b>Product</b> <b>Item number</b>	PLUS support arm with integrated counter-balance, 850 mm R360085277
<b>Ergonomy</b>	<p>The oval shape gives an easy and comfortable surface to lean and push against.</p> <p>The end of the support arm is enlarged so that it is easier to pull forward from a sitting position and also provides a clear sense of where the support arm ends.</p> <p>Soft and slip-resistant material that has a warm feel.</p>
<b>Features</b>	<p>Folds against the wall.</p> <p>The underside is shaped for the mounting of various accessories.</p>
<b>Warranty</b>	Pressalit makes a commitment to remedy material and manufacturing defects for a period of five years from the invoicing date.



<b>Product</b>	PLUS support arm with integrated counter-balance, 850 mm
<b>Item number</b>	R360085277
<b>Cleaning</b>	<p>PLUS support arms. The product is to be cleaned with hot water or a mild soapy cleaning agent. Do not use chlorine based, corrosive or abrasive cleaners as it may result in the surface being damaged.</p> <p>The following cleaning agents have been tested by Pressalit and may be used, as long as they are diluted according to the instructions on the container.</p> <p><b>DISINFECTANTS:</b> Clinimax Difficil-S Erisan OXY+ Sprit (husholdningsprit) Suma Bac D10 Virkon Rodalon Desinfektionsspray Lysoformin Spezial CaviCide Sufanios Premium Tvättsprit 70% Oxyplus-acid 2% (Diversey) WipeClean UniversalCleaning Chlorine Disinfection Wipes</p> <p><b>NON-DISINFECTANTS:</b> Suma Star free D1 Taski 100 Taski 200 Milizid Citro</p> <p>The product must be wiped down with a soft rag wrung out in clear water immediately after cleaning, as some materials may otherwise be discolored and stained, and the surface coating may deteriorate.</p> <p><b>DECALCIFICATION OF ALUMINUM PARTS:</b> Pressalit recommends that chalky deposits be removed from wall tracks and other aluminum parts using a solution of three parts 30% acetic acid to seven parts tap water. When the aluminum parts have been washed down with this solution, the parts must be wiped over with a damp cloth wrung out in clear water.</p>
<b>Declaration of conformity</b>	CE MDR This product is in compliance with all relevant requirements of: - Regulation (EU) 2017/745 on medical devices.




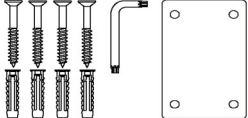

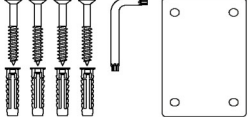
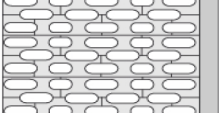
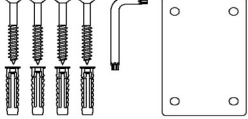

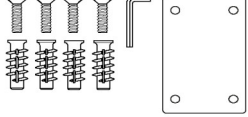
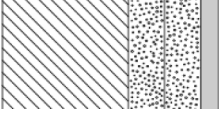
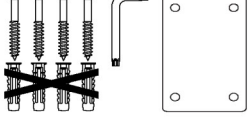
PRESSALIT®

<b>Product</b> <b>Item number</b>	PLUS support arm with integrated counter-balance, 850 mm R360085277
	<p><b>Intended use</b> The support arm is used as a support for sitting down or getting up from a toilet, or for sideways transfer from a wheelchair.</p> <p><b>Operating environment</b> For indoor use in a wet environment, such as a bathroom or a washroom, in private homes, nursing homes and hospitals. For institutional use, the expected life time is 10 years. <i>Life cycle test performed according to ISO 17966:2016.</i></p> <p>For maintenance, please refer to user guide, which is enclosed with the product, and which can also be found on the website under "Downloads".</p>

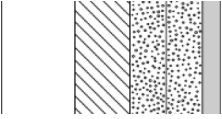
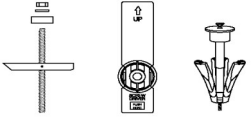

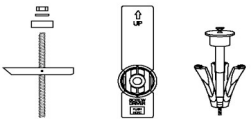



<b>Product</b>	PLUS support arm with integrated counter-balance, 850 mm
<b>Item number</b>	R360085277

## Installation in different wall types

	<b>Concrete &gt;B25</b> V8604 - Mounting kit, 4 countersunk screws Ø8 x 70, plugs SX10. To be ordered separately.	
	<b>Solid Brick &gt;= Mz12</b> V8604 - Mounting kit, 4 countersunk screws Ø8 x 70, plugs SX10. To be ordered separately.	
	<b>Solid Sand Lime Brick &gt;= Hlz12</b> V8604 - Mounting kit, 4 countersunk screws Ø8 x 70, plugs SX10. To be ordered separately.	
	<b>Aerated Concrete P4</b> V8654 - Mounting kit, 4 countersunk bolts M8 x 35, plugs FTP M 8. To be ordered separately.	
	<b>Drywall (2 x 12,5 mm) water-resistant, re-enforced with wood</b> V8604 - Mounting kit, 4 countersunk screws Ø8 x 70, plugs SX10. NB! Plugs are not needed. To be ordered separately.	



<b>Product</b> <b>Item number</b>	PLUS support arm with integrated counter-balance, 850 mm R360085277
	<b>Drywall (2 x 12,5 mm) water-resistant, re-enforced with 22 mm plywood</b> Wall fasteners (4 pcs) must be bought separately, for drywall it is possible to use e.g. fischer KD8 toggles or similar. 
	<b>Drywall (2 x 12,5 mm) water-resistant, re-enforced with steel plates (2 mm)</b> Wall fasteners (4 pcs) must be bought separately, for drywall it is possible to use e.g. fischer KD8 toggles or similar. 
	<b>Drywall (2 x 12,5 mm) water-resistant</b> Mounting in this wall type is not recommended - risk of fatal injury to persons and walls. 